



**CURTISS -
WRIGHT**



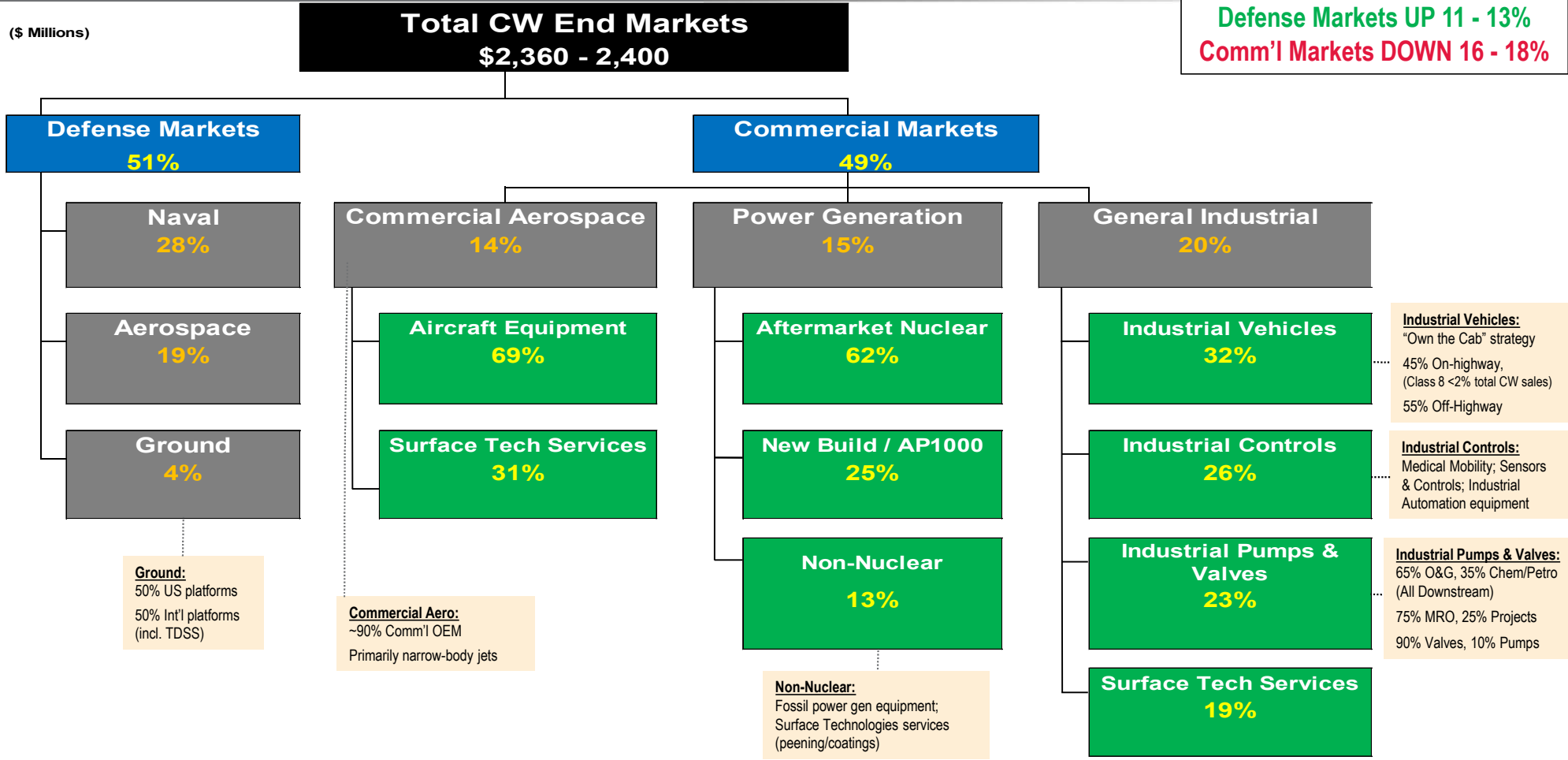
End Market Sales Drivers



NYSE: CW

FY2020E Guidance: Sales Waterfall (as of October 28, 2020)

Guidance:
Overall DOWN 4 - 5%
Defense Markets UP 11 - 13%
Comm'l Markets DOWN 16 - 18%

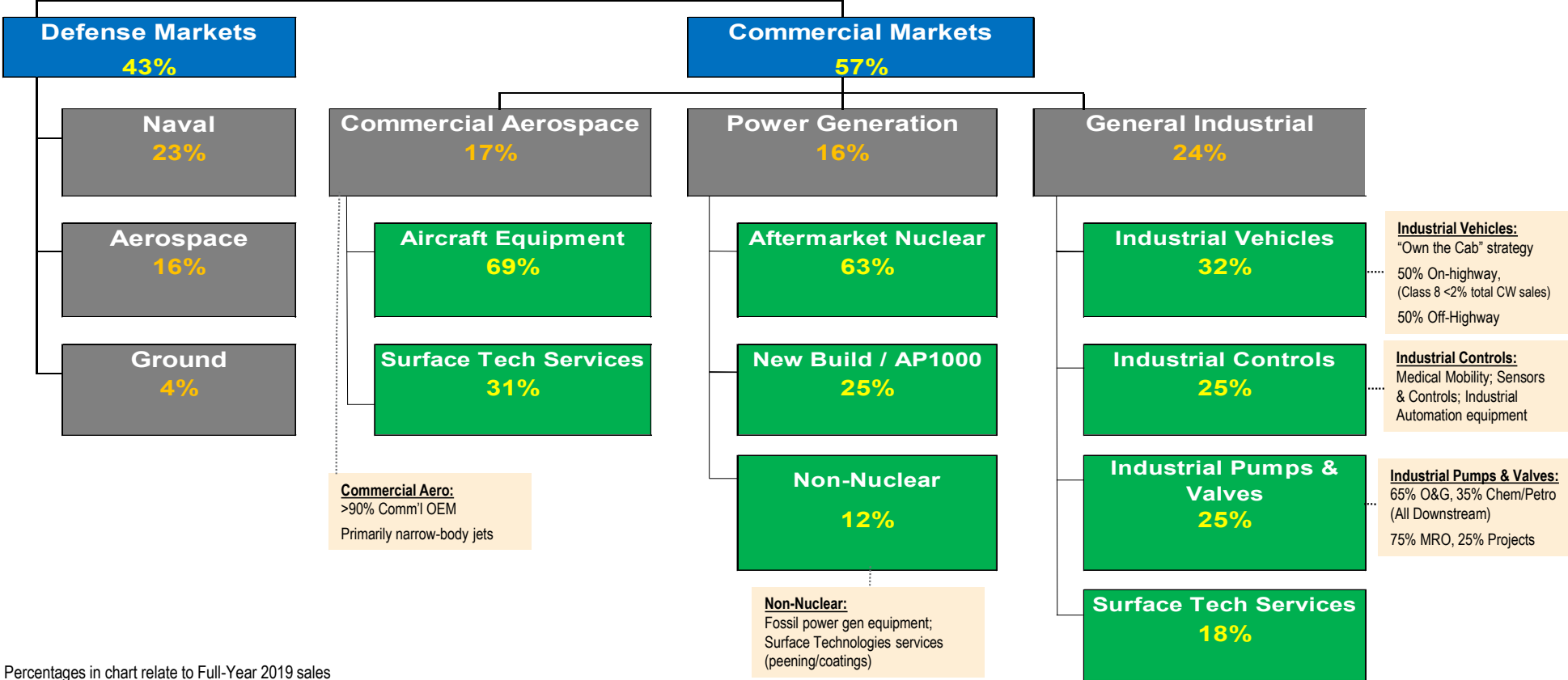


2019 End Market Sales Waterfall

(\$ Millions)

Total CW End Markets
\$2,488

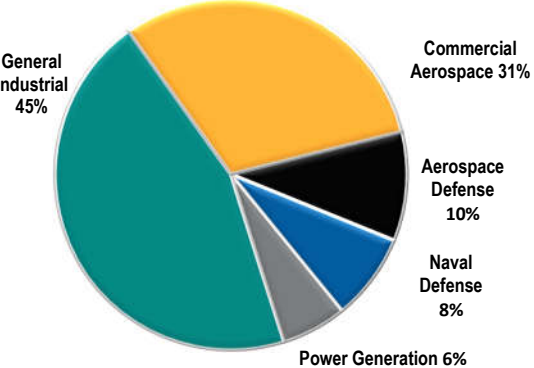
Overall UP 3%
Defense Markets Up 12%
Comm'l Markets Down 3%



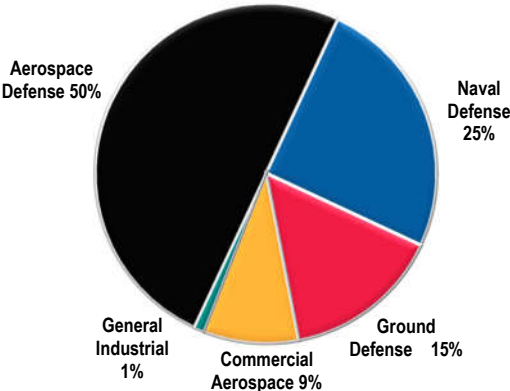
Note: Percentages in chart relate to Full-Year 2019 sales

2019 Sales by Segment vs. End Market: Realignment to New Structure

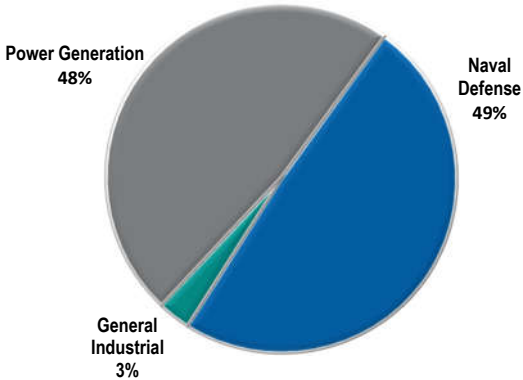
Commercial / Industrial Segment (OLD)



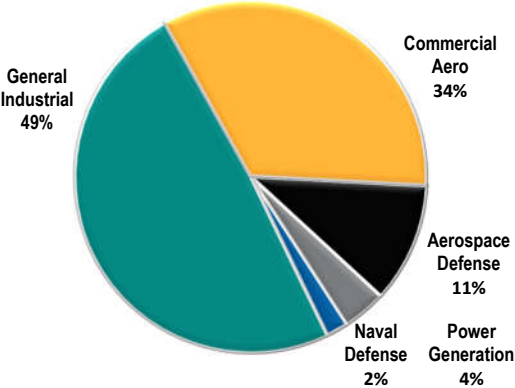
Defense Segment (OLD)



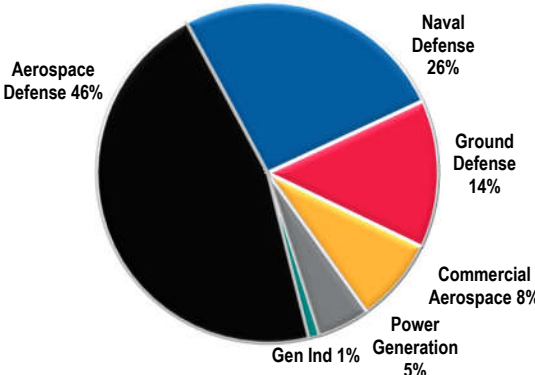
Power Segment (OLD)



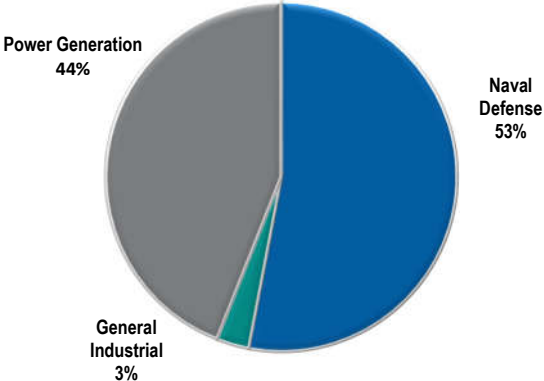
Commercial / Industrial Segment (NEW)



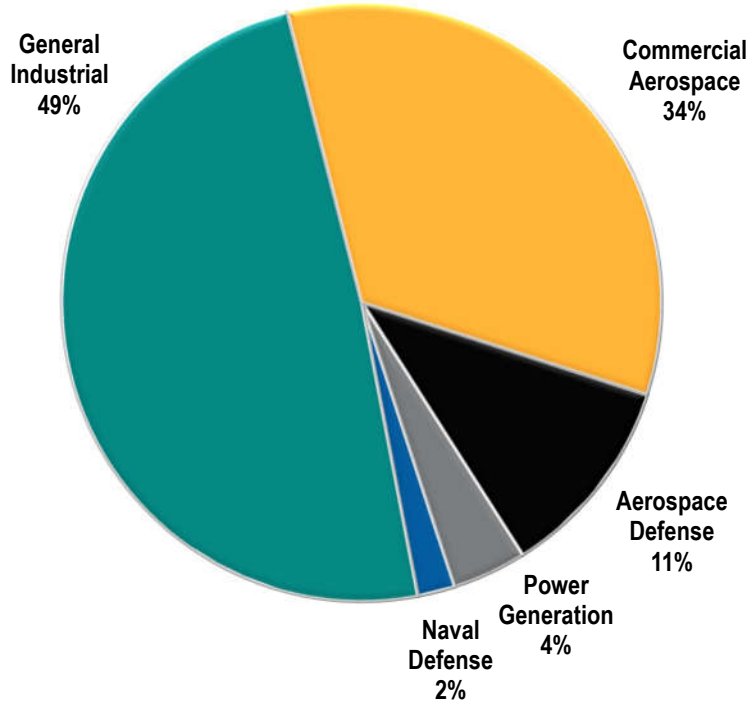
Defense Segment (NEW)



Power Segment (NEW)



2019 Sales by Segment vs. End Market: Commercial / Industrial Segment



General Industrial (49%):

- Industrial vehicles (on-highway, off-highway)
- Industrial valves (O&G, chemical, petrochemical)
- Industrial controls: Medical Mobility; Sensors & Controls; Industrial Automation equipment
- Surface Tech services (peening, coatings, analytical testing)

Commercial Aerospace (34%):

- >90% Commercial OEM
- Actuation, sensors and controls equipment
- Surface Tech services (peening, coatings)

Aerospace Defense (11%):

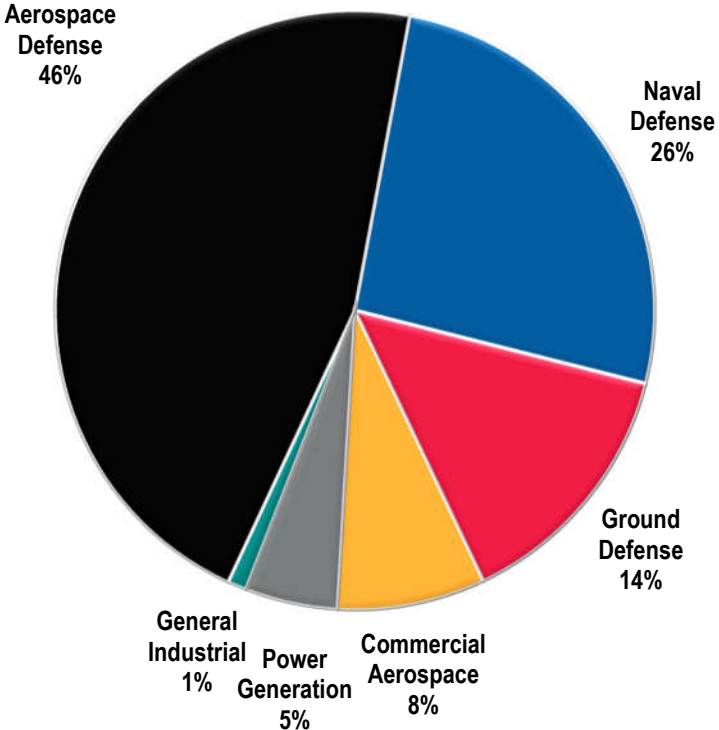
- Actuation, sensors and controls equipment
- Surface Tech services (peening, coatings)

Power Generation (4%):

- Valves; Surface Tech services (peening, coatings)

Note: Percentages in chart relate to Full-Year 2019 sales

2019 Sales by Segment vs. End Market: Defense Segment



Note: Percentages in chart relate to Full-Year 2019 sales

Aerospace Defense (46%):

- Commercial Off-the-Shelf (COTS) embedded computing products
- Avionics and electronics; flight test equipment
- Aircraft data management solutions

Naval Defense (26%):

- COTS embedded computing products
- Instrumentation and control systems
- Valves for aircraft carrier and submarine programs

Ground Defense (14%):

- COTS embedded computing products
- Refurbishment and upgrades (U.S. vehicles)
- Turret-drive stabilization systems (international vehicles)

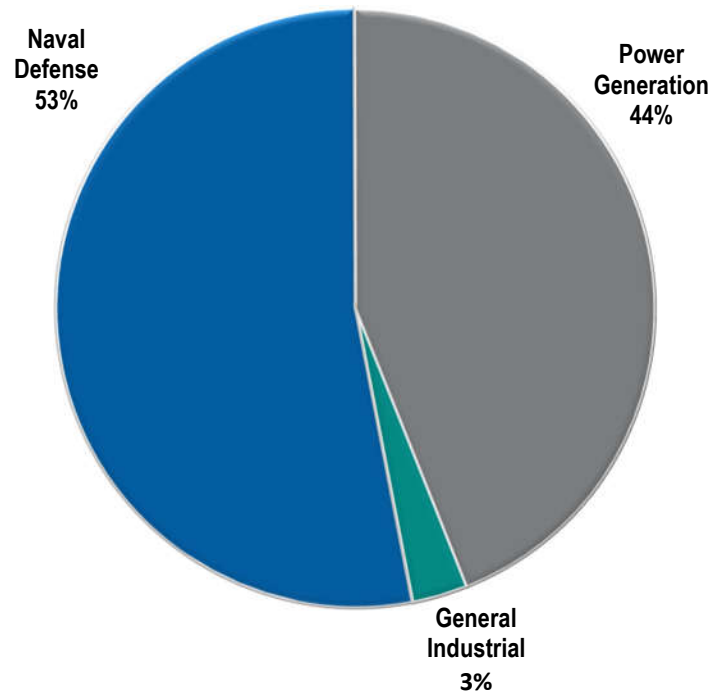
Commercial Aerospace (8%):

- Avionics and electronics; flight test equipment
- Aircraft data management solutions

Power Generation (5%):

- Primarily valves for commercial power plants

2019 Sales by Segment vs. End Market: Power Segment



Note: Percentages in chart relate to Full-Year 2019 sales

Power Generation (53%):

- Commercial nuclear aftermarket products and services
- AP1000 reactor coolant pumps (RCPs) and other new build equipment
- Small modular reactors (SMRs) components
- Fossil power generation equipment

Naval Defense (44%):

- Nuclear propulsion equipment (pumps, steam turbines and generators) for submarines and aircraft carriers
- Aftermarket Navy services
- Electromagnetic aircraft launching and advanced arresting gear systems

General Industrial (3%):

- Pumps for subsea drilling platforms