

GENWORTH MI CANADA INC.

FACTSHEET

2016 Q1

OUR COMPANY

**LARGEST PRIVATE
RESIDENTIAL
MORTGAGE INSURER
IN CANADA**

\$6.2 billion
total assets
(as at March 31, 2016)

KEY STRENGTHS



**Focus on customer
experience & operational
excellence**



Strong market presence



Prudent risk management



**20+ years of performance
data**



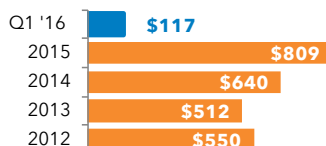
**Best-in-class technology &
processes**



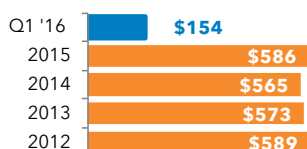
**Experienced and engaged
workforce**

STRONG FINANCIAL TRACK RECORD

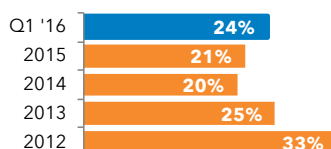
Net Premiums Written
(\$ in millions)



Net Premiums Earned
(\$ in millions)



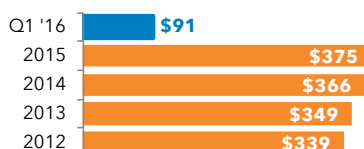
Loss Ratio
(%)



**Book Value Per Share
(diluted, incl. AOCI) (\$/share)**



Net Operating Income*
(\$ in millions)



All currencies are in Canadian dollars.

*2012: Including a one-time adjustment of \$123 million, the net operating income would have been \$462 million.

MARKET FACTS

(as at March 31, 2016)

MIC

TSX Ticker Symbol

2.8 billion

Market Capitalization

92 million

Shares Outstanding

\$3.5 billion

Shareholder's Equity

234%

Minimum Capital Test Ratio

OUR PRIORITIES

2015 Investor Day:

Proven Business Model

Scan this QR code to view a replay of our 2015 Investor Day video webcast



OUR PRODUCTS

MI 101

How we help Canadians achieve the dream of homeownership sooner and with a low downpayment.

Scan the QR code to watch these videos from your smartphone



GENWORTH MI CANADA INC.

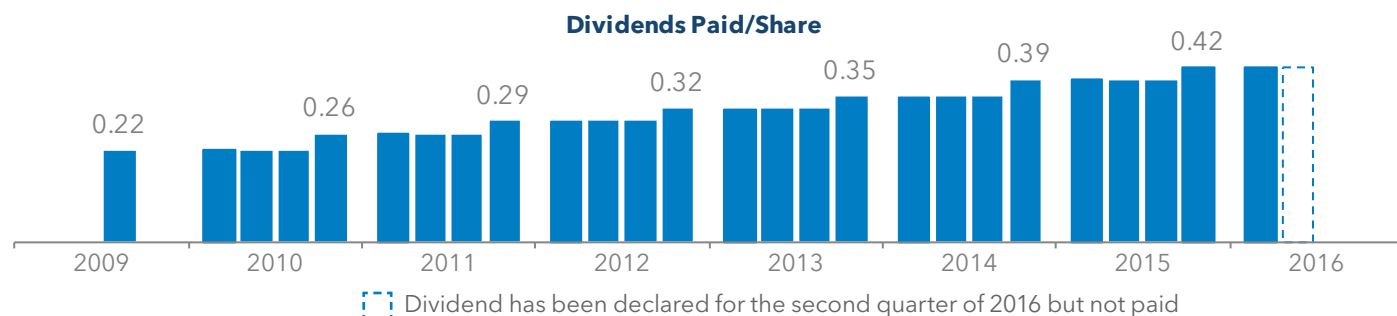
FACTSHEET

2016 Q1

DIVIDEND HISTORY

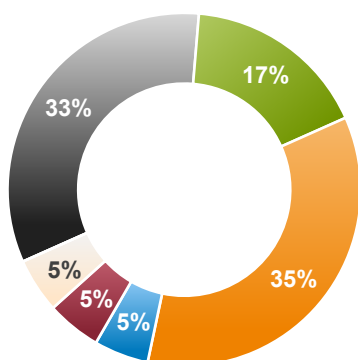
(\$/share)

Genworth Canada has been paying a regular dividend every quarter since its first payment post IPO in December 2009.



INVESTMENT PORTFOLIO

(as at March 31, 2016)



- Investment Grade Corporates
- Provincial
- Federals
- Emerging Markets Debt
- Cash
- Preferred Shares

Total \$5.9 billion

Our high quality investment portfolio consists primarily of fixed income bonds rated 'A' or better. Portfolio had a pre-tax yield of 3.1% and duration of 3.7 years as at March 31, 2016. The investment portfolio contributes approximately one third of net operating income.

GENWORTH CANADA AT A GLANCE

Executive Chairman

Brian Hurley

President & CEO

Stuart Levings

Chief Financial Officer

Philip Mayers

Established

1995

Corporate Headquarters

2060 Winston Park Drive, Suite 300
Oakville, ON L6H 5R7
www.genworth.ca

Analyst Coverage

BMO Capital Markets
CIBC World Markets
Cormark Securities
Macquarie Capital Markets
National Bank Financial*
RBC Capital Markets
Scotiabank GBM
TD Securities

2015 Operating EPS (diluted)
\$4.05

Q1 2016 Operating EPS (diluted)
\$0.99

*coverage under review

CREDIT RATINGS

DBRS

Issuer Rating

Genworth MI Canada Inc.

A (high)
Stable

S&P

BBB+
Stable

Financial Strength

Genworth Financial Mortgage Insurance Company Canada

AA
Stable

A+
Stable

Senior Unsecured Debentures

Genworth MI Canada Inc.

A (high)
Stable

BBB+
Stable

CONTACTS

Investor Relations

Jonathan A.F. Pinto

Vice President, Investor Relations
905-287-5482
jonathan.pinto@genworth.com

Media Relations

Lisa Azzuolo

Vice President,
Marketing and Communications
905-287-5520
lisa.azzuolo@genworth.com

Canada's Mortgage Insurer of Choice