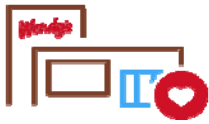


Investor Fact Sheet

WENDY'S CREATES JOY & OPPORTUNITY THROUGH FOOD, FAMILY & COMMUNITY



RESTAURANTS

A place I love to go

CLEAN & WELL MAINTAINED
UP TO DATE
EASY & CONVENIENT
UPBEAT & COMFORTABLE

FOOD

Food I love

FRESH
HONEST INGREDIENTS
CRAVEABLE TASTE
MADE RIGHT



The Wendy's Way

DELIGHT EVERY CUSTOMER.
WENDY'S KIND OF PEOPLE



SERVICE

An experience that brings me back

FRIENDLY
ACCURATE
FAST

VALUE

Worth what I pay

COMPETITIVE PRICE
WENDY'S QUALITY
GREAT EXPERIENCE



QUALITY IS OUR RECIPE

TREAT PEOPLE WITH RESPECT

DO THE RIGHT THING

PROFIT MEANS GROWTH

GIVE SOMETHING BACK

WE WILL BECOME **THE WORLD'S MOST THRIVING & BELOVED RESTAURANT BRAND**

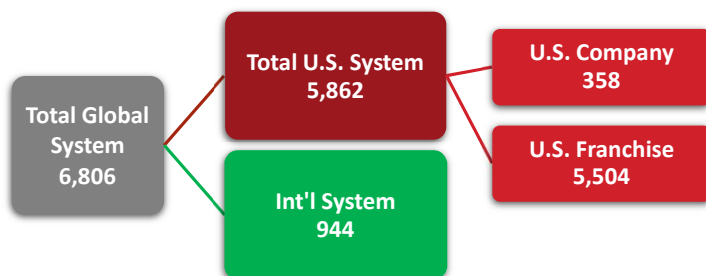
Same-Restaurant Sales

	2019					2020		
	1Q	2Q	3Q	4Q	FY2019	1Q	2Q	
U.S.	1.2%	1.3%	4.5%	4.5%	2.9%	0.0%	-4.4%	
International	2.7%	3.9%	3.3%	2.7%	3.2%	-1.6%	-18.4%	
Global	1.4%	1.6%	4.4%	4.3%	2.9%	-0.2%	-5.8%	

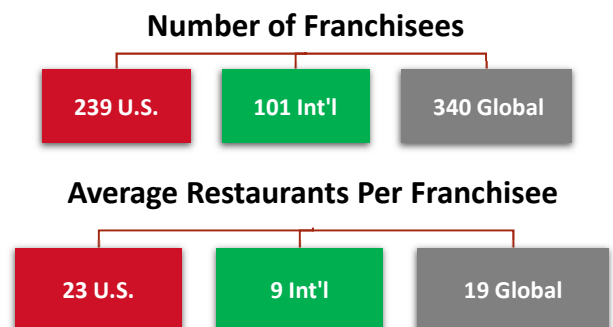
Company-Operated Restaurant Margin

	2019					2020		
	1Q	2Q	3Q	4Q	FY2019	1Q	1Q	
Company	15.0%	16.5%	16.2%	14.3%	15.5%	10.1%	14.4%	

Q2 2020 Restaurant Counts



Q2 2020 Franchisee Information



Certain information provided in this document includes key business measures. Please visit the Company's Investor Relations website to review the Company's disclosures regarding key business measures. For complete information regarding the Company's results for a certain fiscal period, please refer to the Company's most recent earnings release and corresponding Annual Report on Form 10-K or Quarterly Report on Form 10-Q. These releases and reports are publicly available on the Company's Investor Relations website and the SEC's website.