

Continued Market Leadership through Execution and Innovation

Jefferies 2013 Global Technology, Media and Telecom
Conference



Broadridge[®]

© 2013 Broadridge Financial Solutions, Inc.
Broadridge and the Broadridge logo are registered trademarks of Broadridge Financial Solutions, Inc.

May 8, 2013

Forward-Looking Statements

This presentation and other written or oral statements made from time to time by representatives of Broadridge may contain “forward-looking statements” within the meaning of the Private Securities Litigation Reform Act of 1995. Statements that are not historical in nature, and which may be identified by the use of words like “expects,” “assumes,” “projects,” “anticipates,” “estimates,” “we believe,” “could be” and other words of similar meaning, are forward-looking statements. In particular, information appearing in the “Fiscal Year 2013 Financial Guidance” section are forward-looking statements. These statements are based on management’s expectations and assumptions and are subject to risks and uncertainties that may cause actual results to differ materially from those expressed. These risks and uncertainties include those risk factors discussed in Part I, “Item 1A. Risk Factors” of our Annual Report on Form 10-K for the fiscal year ended June 30, 2012 (the “2012 Annual Report”), as they may be updated in any future reports filed with the Securities and Exchange Commission. All forward-looking statements speak only as of the date of this presentation and are expressly qualified in their entirety by reference to the factors discussed in the 2012 Annual Report. These risks include: the success of Broadridge in retaining and selling additional services to its existing clients and in obtaining new clients; Broadridge’s reliance on a relatively small number of clients, the continued financial health of those clients, and the continued use by such clients of Broadridge’s services with favorable pricing terms; changes in laws and regulations affecting the investor communication services provided by Broadridge; declines in participation and activity in the securities markets; overall market and economic conditions and their impact on the securities markets; any material breach of Broadridge security affecting its clients’ customer information; the failure of Broadridge’s outsourced data center services provider to provide the anticipated levels of service; any significant slowdown or failure of Broadridge’s systems or error in the performance of Broadridge’s services; Broadridge’s failure to keep pace with changes in technology and demands of its clients; Broadridge’s ability to attract and retain key personnel; the impact of new acquisitions and divestitures; and competitive conditions. Broadridge disclaims any obligation to update or revise forward-looking statements that may be made to reflect events or circumstances that arise after the date made or to reflect the occurrence of unanticipated events, other than as required by law.

Non-GAAP Financial Measures

In certain circumstances, results have been presented that are not generally accepted accounting principles measures (“Non-GAAP”) and should be viewed in addition to, and not as a substitute for, the Company’s reported results. Net earnings, diluted earnings per share and pre-tax earnings margins excluding Acquisition Amortization and Other Costs and Restructuring and Impairment Charges are Non-GAAP measures. These measures are adjusted to exclude costs incurred by the Company in connection with amortization and other charges associated with the Company’s acquisitions, and the termination of the Penson outsourcing services agreement, as Broadridge believes this information helps investors understand the effect of these items on reported results and provides a better representation of our actual performance. Free cash flow is a Non-GAAP measure and is defined as cash flow from operating activities, less capital expenditures and purchases of intangibles. Management believes this Non-GAAP measure provides investors with a more complete understanding of Broadridge’s underlying operational results. These Non-GAAP measures are indicators that management uses to provide additional meaningful comparisons between current results and prior reported results, and as a basis for planning and forecasting for future periods. Accompanying this presentation is a reconciliation of Non-GAAP measures to the comparable GAAP measures.

Use of Material Contained Herein

The information contained in this presentation is being provided for your convenience and information only. This information is accurate as of the date of its initial presentation. If you plan to use this information for any purpose, verification of its continued accuracy is your responsibility. Broadridge assumes no duty to update or revise the information contained in this presentation. You may reproduce information contained in this presentation provided you do not alter, edit, or delete any of the content and provided you identify the source of the information as Broadridge Financial Solutions, Inc., which owns the copyright.

Broadridge and the Broadridge logo are registered trademarks of Broadridge Financial Solutions, Inc.



Broadridge is a strong, resilient business with significant growth potential

- **History of market leadership**
 - Proven ability to address increasingly complex customer needs through technology
 - Innovation and thought leader in industry for >50 years
- **Strong position in large and attractive markets**
 - Leader in investor communications and global securities processing
 - Resilient through financial crisis due to mission-critical nature of services
 - Deeply respected by industry and regulators
 - Room for expansion into naturally adjacent markets
 - Leading the digital transformation of financial communications through *Broadridge FluentSM*, the next meaningful step forward in client engagement
- **Excellent team**
 - Results-driven and deeply experienced management team aligned with long-term interests of shareholders
 - Highly engaged associates - one of the best large companies to work for in NY¹ for 6th consecutive year

1. As recognized by the NY Society of Human Resources in 2008-2013

Our market position is differentiated and sustainable

Investor Communication Solutions



ProxyEdge®

- Proxy services for **~85%** of outstanding shares in US
- Processed **>600 billion** shares in 2012
- Used by **>5,500** institutional investors globally
- Eliminates **>50%** of physical mailings
- **~450K** votes through mobile apps during 2012 proxy season

Securities Processing Solutions



Processes **>\$4.5 trillion** (average) in equity and fixed income trades per day



Enable clients to process in **>50** countries

New businesses

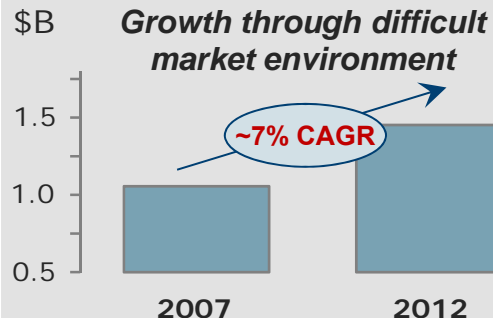
Tuck-in acquisitions



City Networks



Recurring Fee Revenue



Broadridge is well positioned to accelerate growth and continue driving strong free cash flow

We are the leader in several markets

Investor Communication Solutions

Securities Processing Solutions

| <i>Market</i> | <i>Rank¹</i> |
|--|-------------------------|
| Bank/Broker-Dealer Regulatory Communications | #1 |
| Broker-Dealer Transactional Communications | #1 |
| Corporate Issuer Regulatory Communications | #1 |
| Mutual Fund Proxy Mail and Tabulation | #1 |

| <i>Market</i> | <i>Rank¹</i> |
|-------------------------------|-------------------------|
| US Brokerage Processing | #1 |
| US Fixed Income Processing | #1 |
| Canadian Brokerage Processing | #1 |

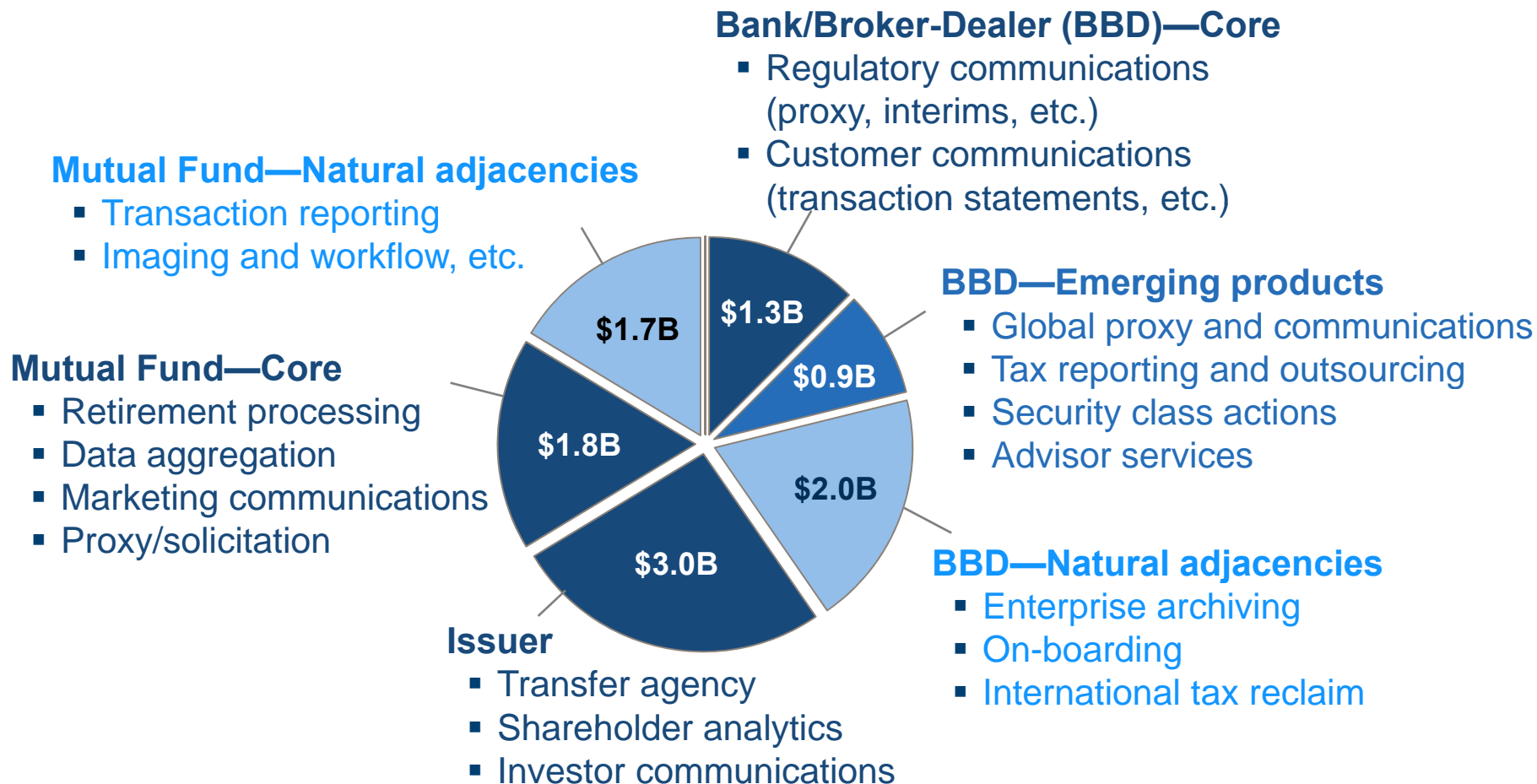
1. Marketshare based on Broadridge estimates



Investor Communication Solutions (ICS)
A Leader in Financial Communications

Large and attractive markets – Investor Communications is a \$10B+ market

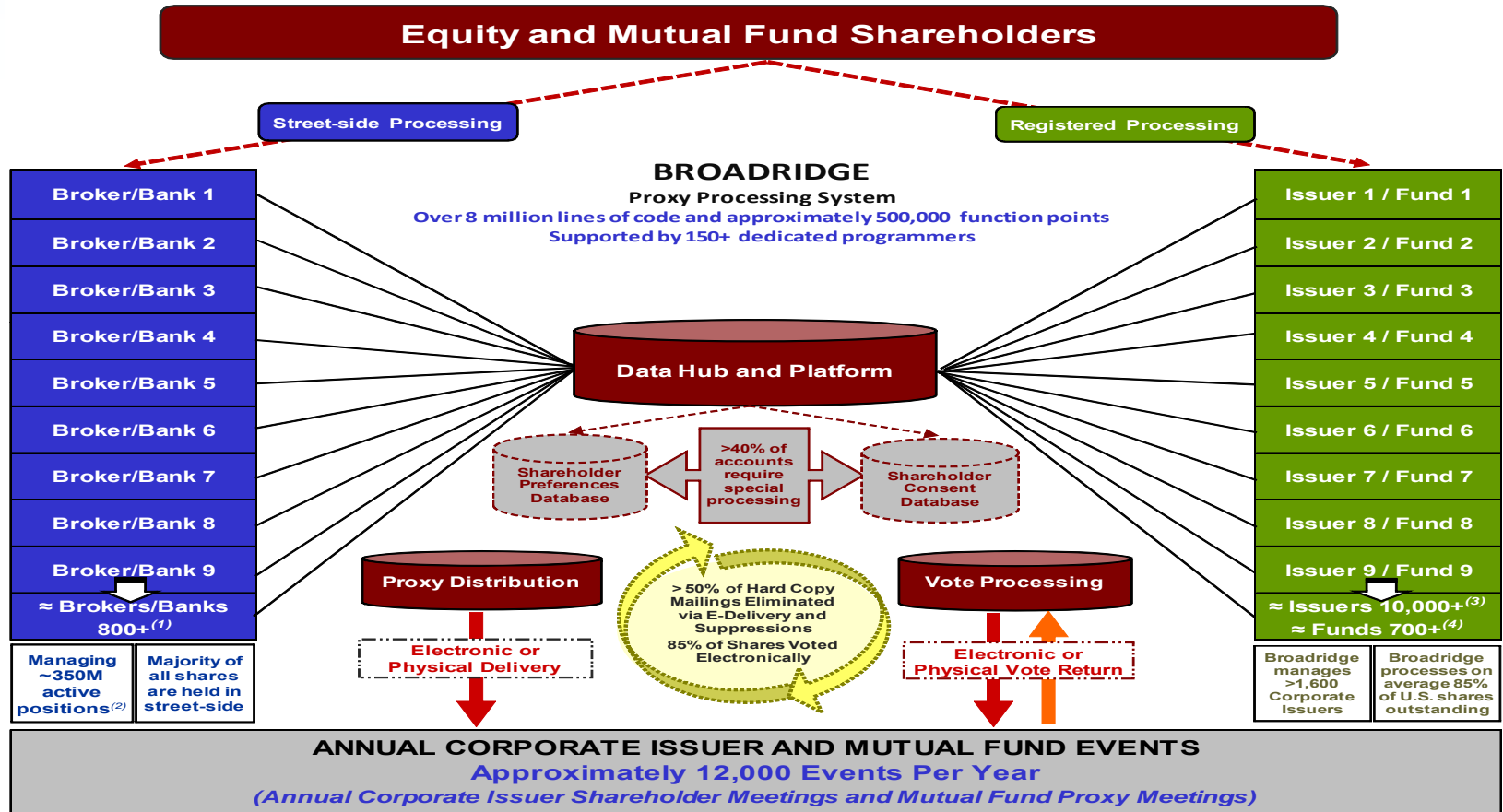
Total addressable market \$10B+ fee revenue



Sources: BCG, Bain, Patpatia, Broadridge estimates

ICS Unique Business Systems Processing Model

PROXY & INTERIMS PROCESSING OVERVIEW "THE PLUMBING"



Proxy and Interim processing system is the “plumbing” supporting the voting process for corporate governance

- (1) Represents Broadridge’s estimated total number of brokerage firms and banks in the U.S. and international markets
- (2) Represents Broadridge’s estimated total number of positions managed by U.S. brokers and banks
- (3) Represents Broadridge’s estimated total number of corporate issuers in the U.S.
- (4) Represents total number of Fund Sponsors in the U.S. who manage over 16,000 funds including Mutual Funds, Closed-end Funds, ETFs and UITs, according to the Investment Company Institute’s 2009 Investment Company Year Book

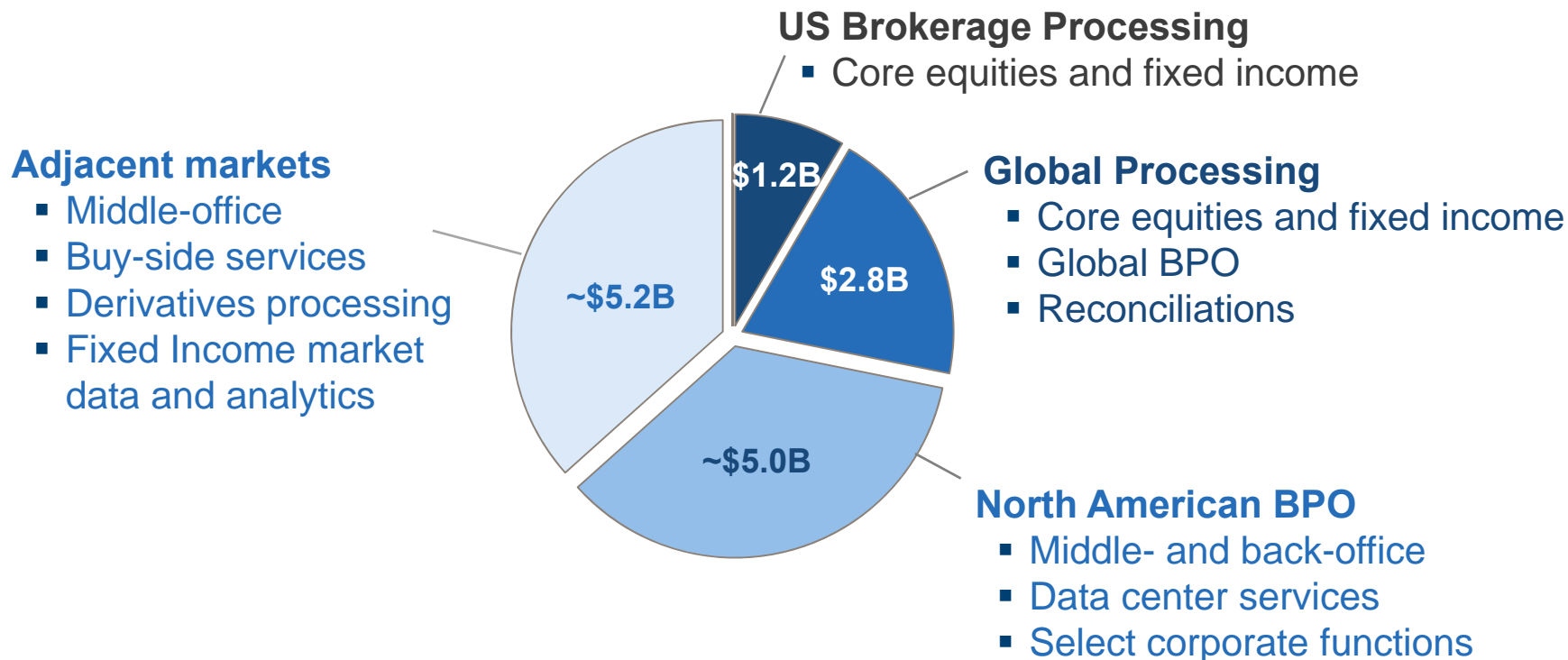


Securities Processing Solutions (SPS)
A Leader in Financial Processing

Technology and Operations spend adds ~\$14B to our SPS addressable market

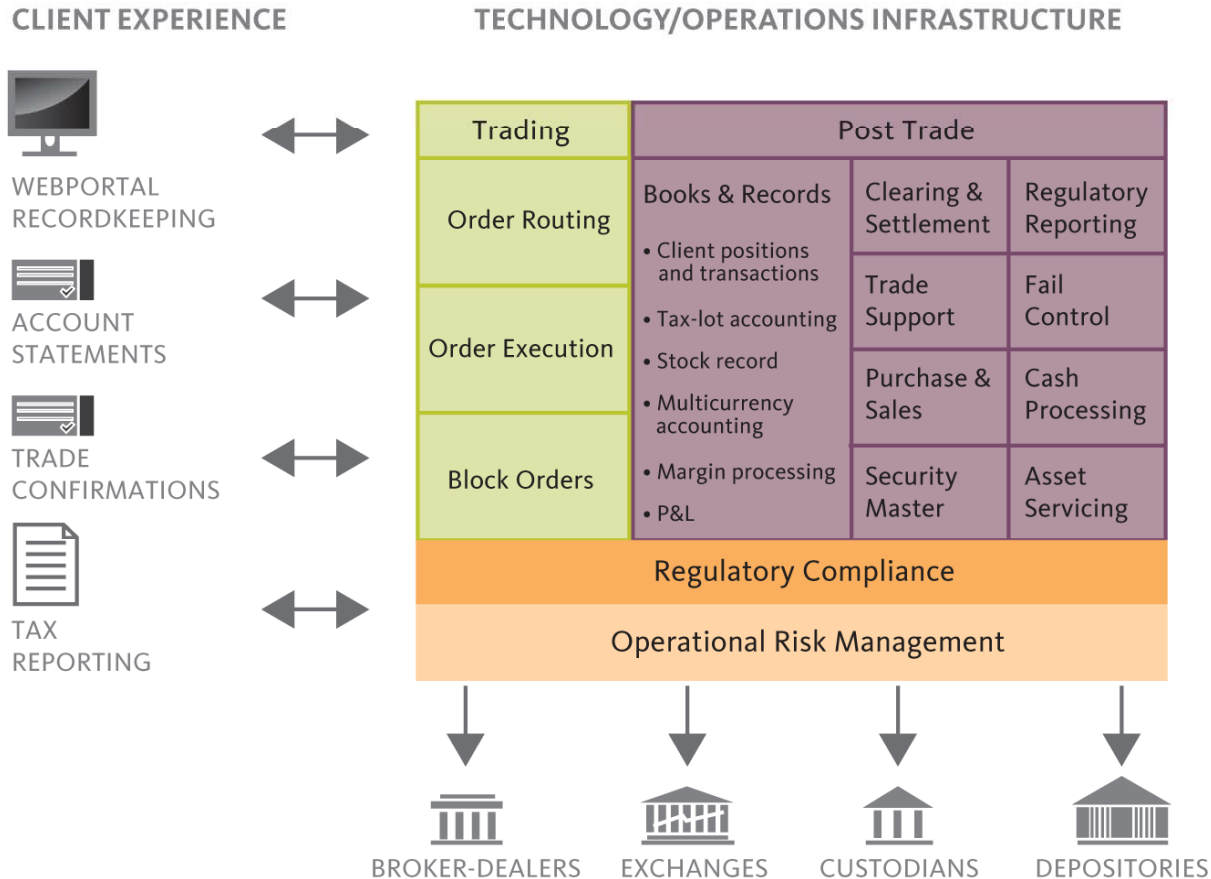
Securities and investment firms' overall technology and operations spend is over \$100 billion and growing at 5%

Total addressable market ~ \$14B fee revenue



Sources: Tower Group, Chartis, Aite, IM2, Broadridge internal estimates

Broadridge global processing behind the scenes



Broadridge simplifies complex processes

Our financial strategy is a key part of our value creation strategy

Priority

- **~40% dividend payout, but expect no less than 72 cents per share annually subject to Board approval**
- **Organic growth with limited financial risk**
 - Avoid significant balance sheet risk
 - Invest in projects delivering at least 20% IRR
 - Recurring closed sales averaged ~\$120M in each of the last 3 years. This includes large transactions (>\$5M) which are lumpy and therefore impact quarter over quarter comparisons
- **Tuck-in acquisitions with clear growth profile and returns**
 - Accretive to growth, margins, and earnings
 - >20% IRR in conservative business case
 - On track to generate ~\$185M fee revenue (~\$250M in total revenue) with ~\$50M in EBITDA or >25% margins in FY13
- **Long-term investment-grade debt rating**
 - Adjusted Debt/EBITDAR ratio¹ target is 2:1
- **Excess cash used opportunistically to offset dilution and reduce share count through buybacks**

1. Adjusted Debt/EBITDAR ratio calculated as (Debt + 8x Rent Expense) / (EBITDA + Rent Expense)