ASHFORD
HOSPITALITY PRIME








Company Presentation – November 2015

Safe Harbor

In keeping with the SEC's "Safe Harbor" guidelines, certain statements made during this presentation could be considered forward-looking and subject to certain risks and uncertainties that could cause results to differ materially from those projected. When we use the words "will likely result," "may," "anticipate," "estimate," "should," "expect," "believe," "intend," or similar expressions, we intend to identify forward-looking statements. Such forward-looking statements include, but are not limited to, our business and investment strategy, our understanding of our competition, current market trends and opportunities, projected operating results, and projected capital expenditures.

These forward-looking statements are subject to known and unknown risks and uncertainties, which could cause actual results to differ materially from those anticipated including, without limitation: general volatility of the capital markets and the market price of our common stock; changes in our business or investment strategy; availability, terms and deployment of capital; availability of qualified personnel; changes in our industry and the market in which we operate, interest rates or the general economy, and the degree and nature of our competition. These and other risk factors are more fully discussed in the Company's filings with the Securities and Exchange Commission.

EBITDA is defined as net income before interest, taxes, depreciation and amortization. EBITDA yield is defined as trailing twelve month EBITDA divided by the purchase price. A capitalization rate is determined by dividing the property's net operating income by the purchase price. Net operating income is the property's funds from operations minus a capital expense reserve of either 4% or 5% of gross revenues. Hotel EBITDA flow-through is the change in Hotel EBITDA divided by the change in total revenues. EBITDA, FFO, AFFO, CAD and other terms are non-GAAP measures, reconciliations of which have been provided in prior earnings releases and filings with the SEC.

This overview is for informational purposes only and is not an offer to sell, or a solicitation of an offer to buy or sell, any securities of Ashford Hospitality Prime, Inc. or any of its respective affiliates, and may not be relied upon in connection with the purchase or sale of any such security.

Ashford Hospitality Prime Vision

VISION

- Well defined strategy investing in luxury hotels in gateway and resort markets
- Simple and straightforward investment profile
- Grow platform through accretive acquisitions of high quality assets
- Grow organically through strong revenue initiatives
- Maintain conservative capital structure with target Net Debt / EBITDA of 5.0x or less
- Maintain highly-aligned management team and organizational structure
- Continue to take steps to improve shareholder value and increase total shareholder return


Bardessono Hotel & Spa
Yountville, CA


Pier House Resort
Key West, FL


Chicago Sofitel WaterTower
Chicago, IL

Maximizing Shareholder Value

- Consistently committed to maximizing shareholder value including the following initiatives:
  - Doubled common dividend to $0.10 per share in Q2 2015
  - $65 million convertible preferred equity raise at $18.90 conversion price
  - Accretive acquisition of the luxury Bardessono Hotel & Spa in Q3 2015 with use of "key-money" from Ashford, Inc.
  - Best in class asset management team with strong history of organic value creation
  - Review of strategic alternatives to improve shareholder value

Strategic Alternatives Update

- In August, the Company announced a plan to explore a full range of strategic alternatives including a possible sale of the Company
- Independent directors engaged Deutsche Bank as advisors
- Board is discussing all possible strategic alternatives to maximize value for shareholders
- No timetable has been set on finalizing any strategic alternative decision

Recent Developments

- **Acquisition of the Bardessono Hotel & issuance of convertible preferred equity**
  - Very high quality asset in high demand market with high barriers to entry
  - Enabled us to grow the portfolio without raising dilutive equity

- **Amendments to Advisory Agreement with Ashford, Inc.**
  - Receive key money ($2 million thus far)
  - Termination right without fee upon Advisor CoC
  - Shorten initial term of agreement
  - Reduction in base fee amount

- **Purchase of approximately 175,000 shares of Ashford, Inc. common stock**
  - Executed strategic goal of increased alignment for AHP
  - AHP shareholders will participate in the economics of the Advisor
  - Opportunistic transaction given growth profile
  - Belief in long-term value of AINC

- **Termination fee clarification**

Highest Insider Ownership

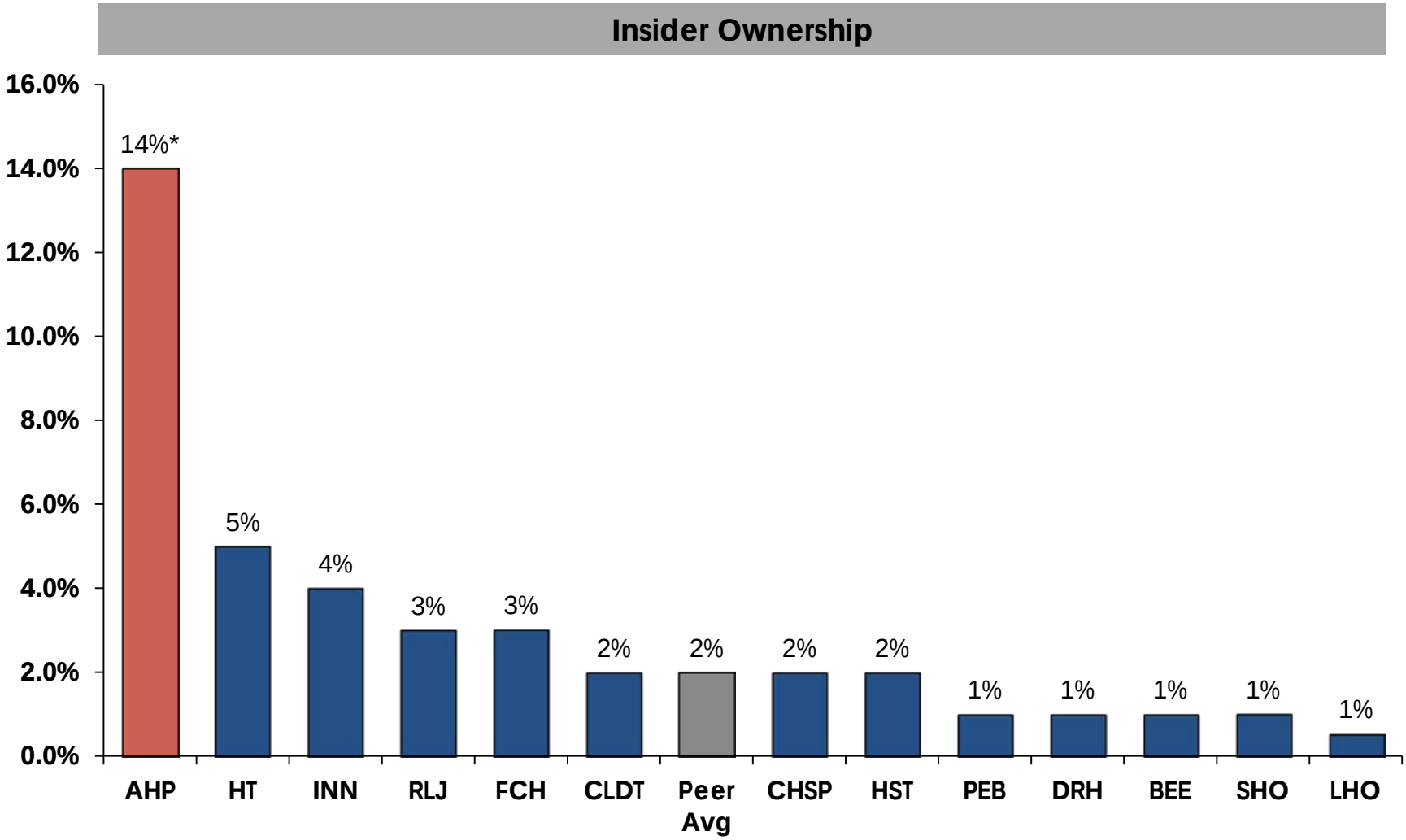

Public Lodging REITs include: BEE, CHSP, CLDT, DRH, FCH, HST, HT, INN, LHO, PEB, RLJ, SHO
Source: Company filings.
** Insider ownership for Ashford Prime includes direct & indirect interests & interests of related parties*

Shareholder Alignment

- History
  - Remington involvement

Peers	Ashford Prime
Incentivized to grow	Incentivized to outperform
No sizeable share repurchases	Significant share repurchases
Low insider ownership	High insider ownership
Reluctance to monetize	Willingness to monetize
Internal	External or internal

Asset Performance

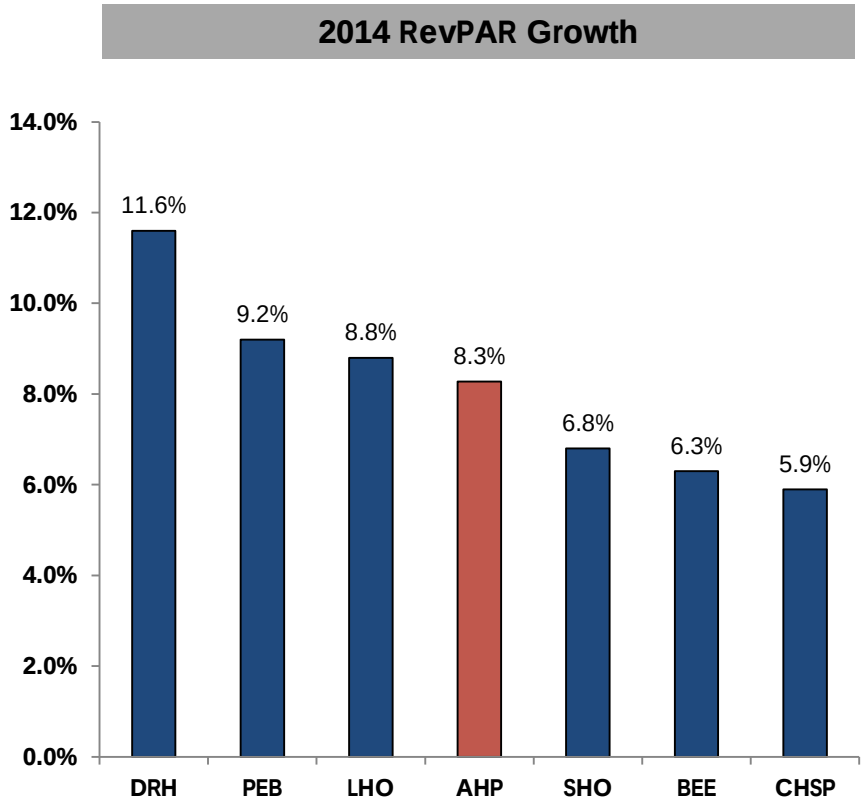

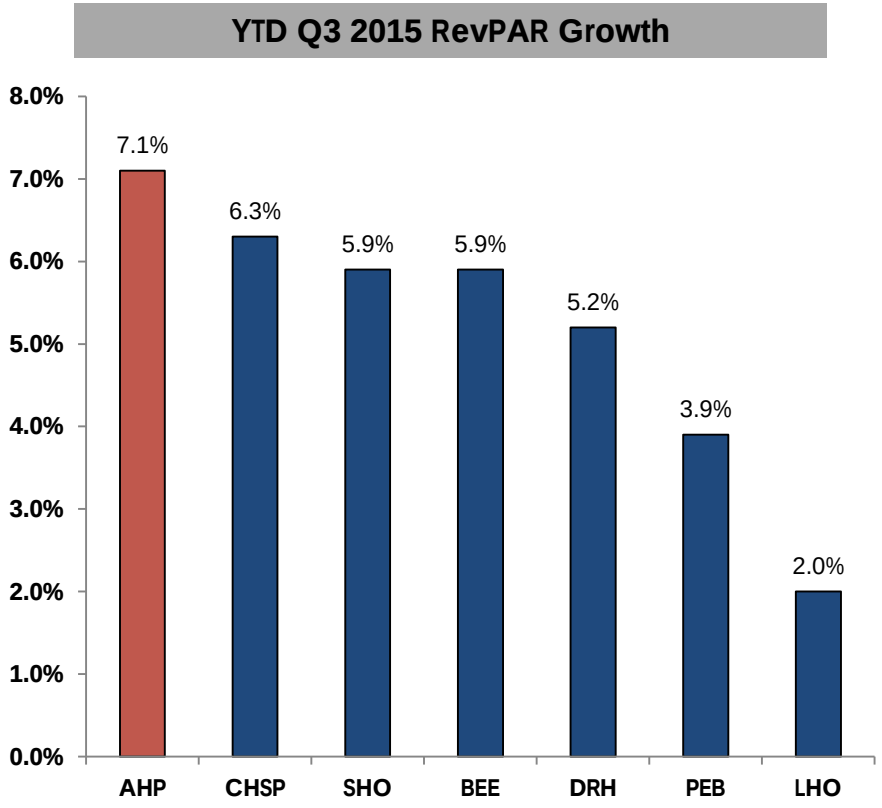

Source: Company filings

High Quality Portfolio











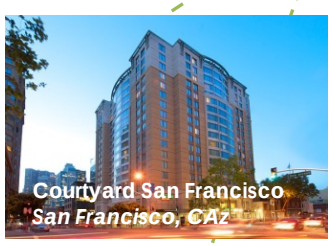











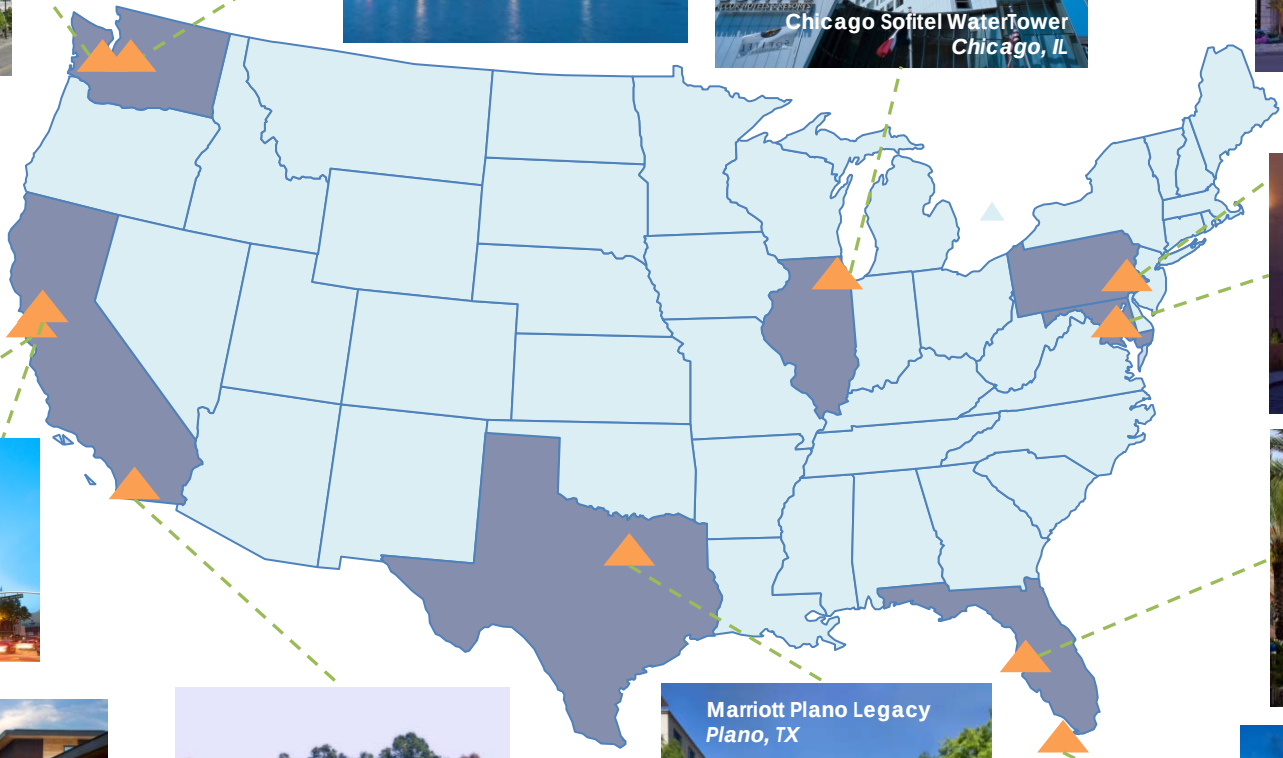

ASHFORD HOSPITALITY PRIME

▲ *Ashford Prime Hotels*

Portfolio Overview

	Location	Number of Rooms	TTM ADR[1]	TTM Occ. [1]	TTM RevPAR[1]	TTM Hotel EBITDA[1]	*% of Total*	RevPAR Index[1]
Courtyard Philadelphia Downtown	Philadelphia, PA	499	$174	82%	$143	$12,232	*10.7%*	118%
Mariott Plano Legacy	Dallas, TX	404	$190	71%	$135	$11,076	*9.7%*	136%
Courytard San Francisco Downtown	San Francisco, CA	405	$266	92%	$244	$13,807	*12.1%*	106%
Courtyard Seattle Downtown	Seattle, WA	250	$194	79%	$154	$6,492	*5.7%*	110%
Marriott Seattle Waterfront	Seattle, WA	358	$254	81%	$206	$14,242	*12.5%*	114%
Renaissance Tampa	Tampa, FL	293	$171	79%	$135	$5,670	*5.0%*	125%
Capital Hilton	Washington D.C.	550	$221	86%	$190	$15,812	*13.9%*	111%
Hilton Torrey Pines	La Jolla, CA	394	$188	86%	$161	$12,360	*10.8%*	105%
Chicago Sofitel Water Tower	Chicago, IL	415	$226	80%	$182	$9,166	*8.0%*	96%
Pier House	Key West, FL	142	$392	89%	$351	$9,578	*8.4%*	103%
Bardessono	Napa Valley, CA	62	$708	79%	$556	$3,672	*3.2%*	106%
Total Portfolio		**3,772**	**$226**	**82%**	**$187**	**$114,107**	***100.0%***	**111%**

- High quality portfolio with total ADR and RevPAR of $226 and $187, respectively for the TTM period
- High performing portfolio with total occupancy of 82%
- High market share portfolio with a total RevPAR index of 111%
- Geographically diversified portfolio located in strong markets
- Highest TripAdvisor ranking among publicly-traded Hotel REITs[2]

ASHFORD HOSPITALITY PRIME

(1) As of September 30, 2015 for 11 owned hotels as of November 4, 2015
(2) Wells Fargo Securities Research; Lodging: TripAdvisor Rankings (September 4, 2015)
Note: Hotel EBITDA in thousands

Investment Strategy

Investment Strategy

- Luxury hotels
- Gateway and resort markets
- Disciplined capital allocation
- Lower leverage

Competitive Advantage

- Material impact of one acquisition to portfolio given size
- Market knowledge given existing presence across all Ashford companies
- Opportunity for best in class Remington property management
- Closing capability, speed, and industry relationships
- Proven track record of value creating transactions

Case Study – Conversion to Remington Managed

Pier House Resort

- **Original going-in cap rate of 6.2% in May 2013 and current cap rate of 9.4%**

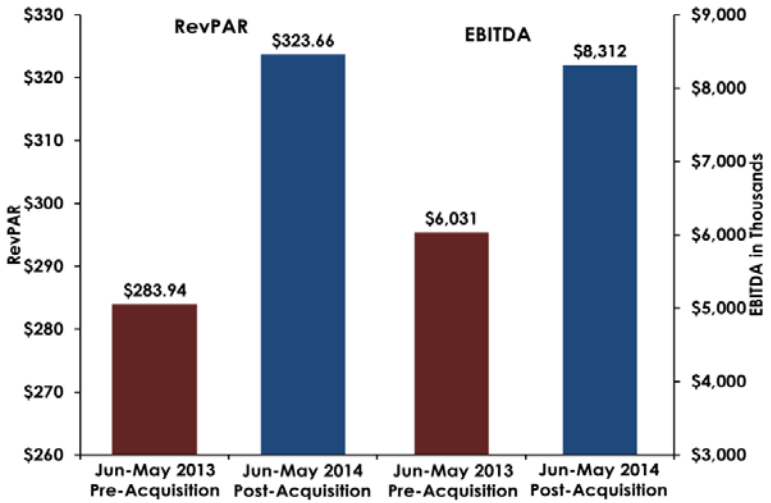

	Jun-May 2013 Pre-Takeover	Jun-May 2014 Post-Takeover	Increase (%, BPs)
RevPAR	$283.94	$323.66	**14.0%**
Total Revenue*	$19,196	$21,284	**10.9%**
RPI	97.7	101.7	**+409**
EBITDA*	$6,031	$8,312	**37.8%**
EBITDA Flow		**109.2%**	



Implemented Strategies:

- Asset management performance significantly exceeded underwriting
- Eliminated $1.5mm in expenses through cost cutting initiatives:
  - Right-sized staffing level
  - Implemented improved housekeeping practices
  - Identified additional F&B efficiencies
  - Realized synergies with other Remington-managed Key West assets
- Saved $385,000 in insurance expense by adding to Ashford program
- Realized approximately $350,000 in annualized incremental parking revenue

Opportunity – Bardessono Hotel

Hotel Overview:

- Acquired in July 2015
- 62 keys, 1,350 sq. ft. of meeting space
- Located in Yountville, CA the "Culinary Capital of Napa Valley"
  - High barrier to entry market
- Easily accessible to the major markets in Northern California
- One of only three LEED Platinum certified hotels in the U.S., only hotel in California


Bardessono – Yountville, CA


Bardessono – Yountville, CA

Opportunities:

- Unique hotel expansion opportunity, permitted to develop 4,000 sq. ft. including 2 to 3 luxury villas to attract ultra-luxury guests
- Cost control opportunities
- Implementation of revenue initiatives with Remington property management in place

Capital Structure and Net Working Capital

- Conservative leverage in line with platform strategy
- Targeted Net Debt / EBITDA of 5.0x
- All debt is non-recourse, property level mortgage debt
- Targeted cash balance of 25% to 30% of market capitalization
- Maintain excess cash balance to capitalize on opportunities
- Hedge unfavorable economic shocks
- Dry powder to execute opportunistic acquisitions

Total Enterprise Value

Figures in millions except per share values	
Stock Price (As of November 4, 2015)	$15.18
Fully Diluted Shares Outstanding	32.8
Equity Value	**$498.6**
Plus: Convertible Preferred Equity	65.0
Plus: Debt	711.3
Total Market Capitalization	**$1,275.0**
Less: Net Working Capital	(157.9)
Total Enterprise Value	**$1,117.0**

Net Working Capital

Cash & Cash Equivalents	$82.4
Restricted Cash	30.6
Investment in AIM REHE, LP	47.1
Accounts Receivable, net	12.8
Prepaid Expenses	3.6
Due From Affiliates, net	(0.8)
Due from Third Party Hotel Managers	7.7
Investment in Ashford Inc. (1)	12.5
Total Current Assets	**$195.8**
Accounts Payable, net & Accrued Expenses	$34.6
Dividends Payable	3.3
Total Current Liabilities	**$37.9**
Net Working Capital	**$157.9**

As of September 30, 2015
(1) At market value as of November 4, 2015

Debt Maturities and Leverage

- Target leverage: Net Debt / EBITDA < 5.0x
- Maintain mix of fixed and floating rate debt
- Ladder maturities
- Exclusive use of property-level, non-recourse debt

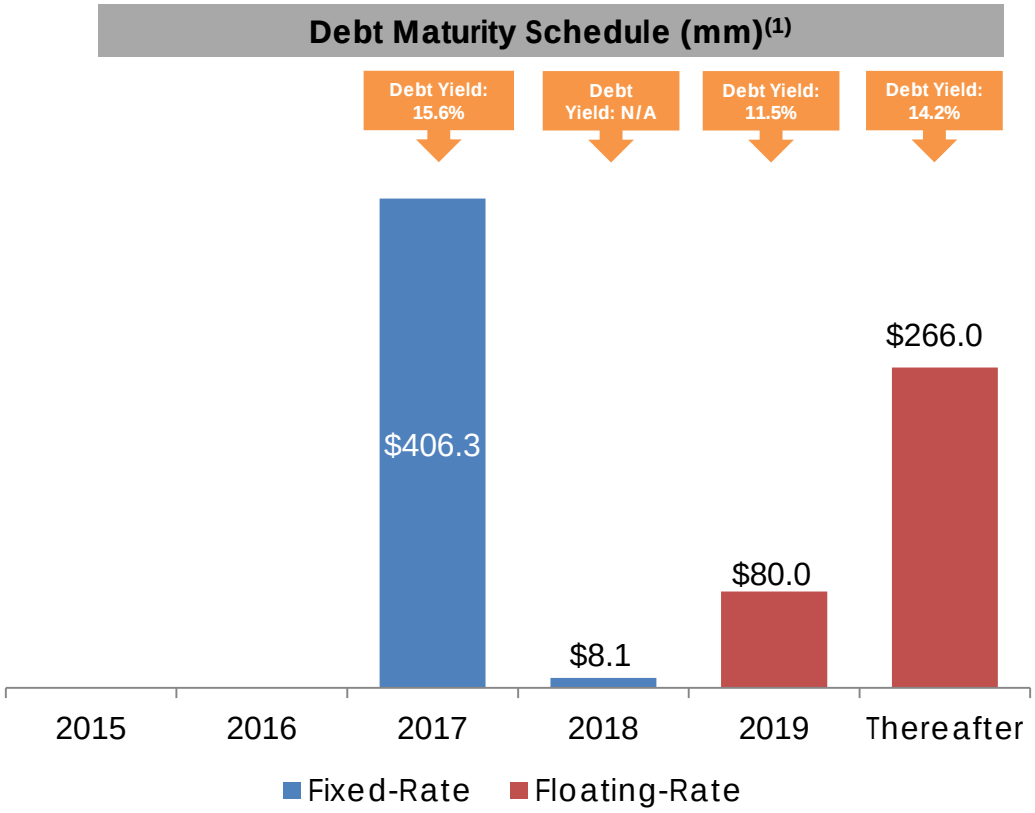

As of September 30, 2015
(1) Assumes extension options are exercised
Note: All debt yield statistics are based on EBITDA to principal

PKF RevPAR Growth Forecasts

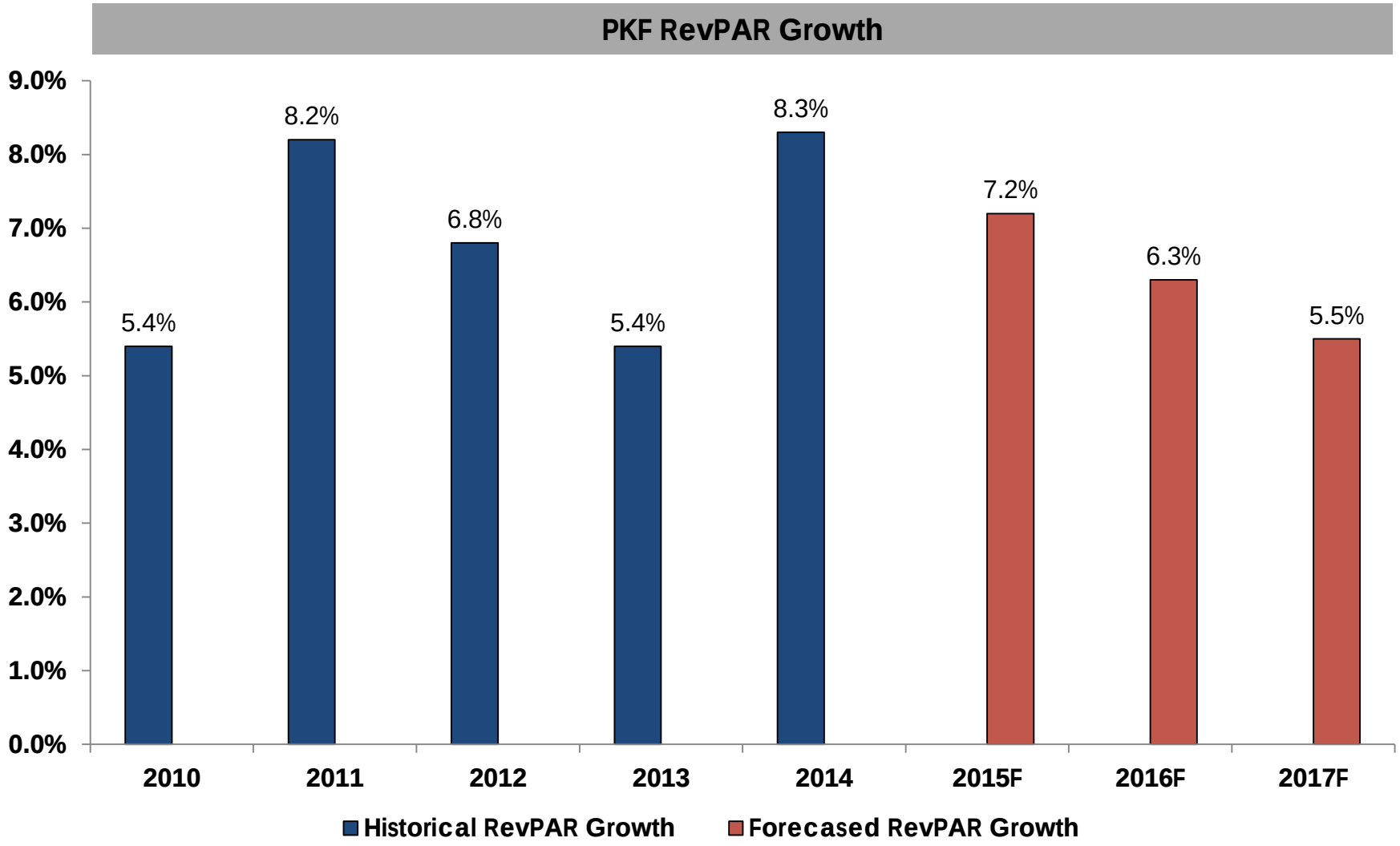

Future Potential Growth

CUMULATIVE 2-YEAR EBITDA GROWTH

2-YEAR EBITDA FLOW %	COMPOUNDED 2-YEAR REVPAR GROWTH RATE				
	5.0%	**5.5%**	**6.0%**	**6.5%**	**7.0%**
20.0%	8.2%	9.0%	9.9%	10.7%	11.6%
25.0%	10.3%	11.3%	12.4%	13.4%	14.5%
30.0%	12.3%	13.6%	14.8%	16.1%	17.4%
35.0%	14.4%	15.8%	17.3%	18.8%	20.3%
40.0%	16.4%	**18.1%**	**19.8%**	**21.5%**	23.2%
45.0%	18.5%	**20.3%**	**22.2%**	**24.2%**	26.1%
50.0%	20.5%	**22.6%**	**24.7%**	**26.8%**	29.0%
55.0%	22.6%	**24.9%**	**27.2%**	**29.5%**	31.9%
60.0%	24.6%	**27.1%**	**29.7%**	**32.2%**	34.8%
65.0%	26.7%	29.4%	32.1%	34.9%	37.7%
70.0%	28.7%	31.6%	34.6%	37.6%	40.6%

Key Takeaways

- **Focus on increasing shareholder value with review of strategic alternatives**
- **High quality portfolio**
- **Simple, focused strategy on luxury hotels**
- **Strong management team with a long track record of creating shareholder value**
- **Highly-aligned platform through management structure and high insider ownership**
- **Strong industry fundamentals**

ASHFORD
HOSPITALITY PRIME








Company Presentation – November 2015