

**QUARTERLY STATEMENT**

**OF THE**

**FIDELITY & GUARANTY LIFE INSURANCE COMPANY**

**TO THE**

**Insurance Department**

**OF THE**

**STATE OF**

Iowa

FOR THE QUARTER ENDED  
MARCH 31, 2025

LIFE, ACCIDENT AND HEALTH

FRATERNAL BENEFIT SOCIETIES

**2025**



LIFE, ACCIDENT AND HEALTH COMPANIES/FRATERNAL BENEFIT SOCIETIES - ASSOCIATION EDITION

**QUARTERLY STATEMENT**

AS OF MARCH 31, 2025

OF THE CONDITION AND AFFAIRS OF THE

**FIDELITY & GUARANTY LIFE INSURANCE COMPANY**

NAIC Group Code 0670 0670 NAIC Company Code 63274 Employer's ID Number 52-6033321  
 (Current) (Prior)

Organized under the Laws of Iowa, State of Domicile or Port of Entry IA

Country of Domicile United States of America

Licensed as business type: Life, Accident and Health [ X ] Fraternal Benefit Societies [ ]

Incorporated/Organized 12/16/1959 Commenced Business 11/01/1960

Statutory Home Office 801 Grand Ave. Suite 2600, Des Moines, IA, US 50309  
 (Street and Number) (City or Town, State, Country and Zip Code)

Main Administrative Office 801 Grand Ave. Suite 2600  
 (Street and Number)  
Des Moines, IA, US 50309, 888-697-5433  
 (City or Town, State, Country and Zip Code) (Area Code) (Telephone Number)

Mail Address 801 Grand Ave. Suite 2600, Des Moines, IA, US 50309  
 (Street and Number or P.O. Box) (City or Town, State, Country and Zip Code)

Primary Location of Books and Records 801 Grand Ave. Suite 2600  
 (Street and Number)  
Des Moines, IA, US 50309, 866-846-4660  
 (City or Town, State, Country and Zip Code) (Area Code) (Telephone Number)

Internet Website Address www.fglife.com

Statutory Statement Contact Joann Snyder, 866-846-4660  
 (Name) (Area Code) (Telephone Number)  
FGLIFE.StatementRequests@fglife.com, 515-829-3998  
 (E-mail Address) (FAX Number)

**OFFICERS**

Chief Executive Officer Christopher Owsley Blunt Executive Vice President, Chief Financial Officer & Interim Chief Actuary Wendy Jane Bitner Young #  
 Secretary Tessa Elizabeth Cantonwine Vice President, Appointed Actuary Wesley Harlan Siebrass

**OTHER**

<u>John David Currier, Jr., President</u>	<u>John Alden Phelps II, Executive Vice President, Head of Owned Distribution</u>	<u>Mark Lynn Wiltse, Senior Vice President, Chief Accounting Officer</u>
<u>Elizabeth Marie Marin, Senior Vice President, Capital Management &amp; Treasurer</u>	<u>Tony Randall Litterer, Illustration Actuary</u>	<u>David Edward Martin, Senior Vice President, Investment Risk and Asset and Liability Management (ALM) Strategy</u>
<u>Leena Punjabi, Executive Vice President, Chief Investment Officer</u>	<u>Jodi Lynn Ahlman, Senior Vice President, Chief of Government, Regulatory &amp; Compliance Affairs</u>	<u>Marie Christine Norcia, Executive Vice President, Chief Risk Officer</u>
<u>Steven Joseph Sanders #, President, Retail Markets</u>		

**DIRECTORS OR TRUSTEES**

Christopher Owsley Blunt Wendy Jane Bitner Young Anthony John Park  
Raymond Randall Quirk Michael Joseph Nolan

State of Iowa SS:  
 County of Polk

The officers of this reporting entity being duly sworn, each depose and say that they are the described officers of said reporting entity, and that on the reporting period stated above, all of the herein described assets were the absolute property of the said reporting entity, free and clear from any liens or claims thereon, except as herein stated, and that this statement, together with related exhibits, schedules and explanations therein contained, annexed or referred to, is a full and true statement of all the assets and liabilities and of the condition and affairs of the said reporting entity as of the reporting period stated above, and of its income and deductions therefrom for the period ended, and have been completed in accordance with the NAIC Annual Statement Instructions and Accounting Practices and Procedures manual except to the extent that: (1) state law may differ; or, (2) that state rules or regulations require differences in reporting not related to accounting practices and procedures, according to the best of their information, knowledge and belief, respectively. Furthermore, the scope of this attestation by the described officers also includes the related corresponding electronic filing with the NAIC, when required, that is an exact copy (except for formatting differences due to electronic filing) of the enclosed statement. The electronic filing may be requested by various regulators in lieu of or in addition to the enclosed statement.

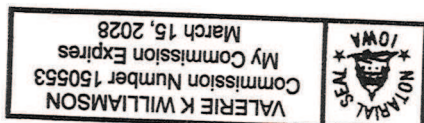
Christopher Owsley Blunt  
Chief Executive Officer

Tessa Elizabeth Cantonwine  
Secretary

Wendy Jane Bitner Young  
Executive Vice President, Chief Financial Officer & Interim Chief Actuary

Subscribed and sworn to before me this 14th day of May, 2025  
Valerie K Williamson

- a. Is this an original filing? ..... Yes [ X ] No [ ]  
 b. If no,  
 1. State the amendment number.....  
 2. Date filed .....  
 3. Number of pages attached.....



STATEMENT AS OF MARCH 31, 2025 OF THE FIDELITY & GUARANTY LIFE INSURANCE COMPANY

**ASSETS**

	Current Statement Date			4 December 31 Prior Year Net Admitted Assets
	1 Assets	2 Nonadmitted Assets	3 Net Admitted Assets (Cols. 1 - 2)	
1. Bonds .....	43,547,848,808		43,547,848,808	43,056,241,275
2. Stocks:				
2.1 Preferred stocks .....	237,989,843		237,989,843	236,499,424
2.2 Common stocks .....	4,334,764,272		4,334,764,272	4,024,953,066
3. Mortgage loans on real estate:				
3.1 First liens .....	2,348,098,345		2,348,098,345	2,285,442,346
3.2 Other than first liens.....	3,362,760		3,362,760	3,362,760
4. Real estate:				
4.1 Properties occupied by the company (less \$ encumbrances) .....				
4.2 Properties held for the production of income (less \$ ..... encumbrances) .....				
4.3 Properties held for sale (less \$ encumbrances) .....				
5. Cash (\$ ..... 1,962,582,848 ), cash equivalents (\$ .....449,231,774 ) and short-term investments (\$ ..... 43,290,008 ) .....	2,455,104,630		2,455,104,630	3,261,492,430
6. Contract loans (including \$ ..... premium notes) .....	114,315,075		114,315,075	103,300,143
7. Derivatives .....	494,145,514		494,145,514	487,753,299
8. Other invested assets .....	4,475,654,090	3,206,814	4,472,447,276	3,761,155,210
9. Receivables for securities .....	36,272,703		36,272,703	57,714,866
10. Securities lending reinvested collateral assets .....				
11. Aggregate write-ins for invested assets .....	1,381,879		1,381,879	103,878
12. Subtotals, cash and invested assets (Lines 1 to 11) .....	58,048,937,919	3,206,814	58,045,731,105	57,278,018,697
13. Title plants less \$ ..... charged off (for Title insurers only) .....				
14. Investment income due and accrued .....	413,939,338		413,939,338	419,025,653
15. Premiums and considerations:				
15.1 Uncollected premiums and agents' balances in the course of collection .....	104,147,923	104,147,923		
15.2 Deferred premiums, agents' balances and installments booked but deferred and not yet due (including \$ ..... earned but unbilled premiums) .....	39,057,815		39,057,815	40,366,620
15.3 Accrued retrospective premiums (\$ ..... ) and contracts subject to redetermination (\$ ..... ) .....				
16. Reinsurance:				
16.1 Amounts recoverable from reinsurers .....	175,095,193		175,095,193	180,314,026
16.2 Funds held by or deposited with reinsured companies .....	540,000		540,000	540,000
16.3 Other amounts receivable under reinsurance contracts .....	432,807,903		432,807,903	929,183,267
17. Amounts receivable relating to uninsured plans .....				
18.1 Current federal and foreign income tax recoverable and interest thereon ....				
18.2 Net deferred tax asset .....	456,660,680	257,343,854	199,316,826	215,802,117
19. Guaranty funds receivable or on deposit .....	21,059,540		21,059,540	21,059,540
20. Electronic data processing equipment and software .....	85,742,586	85,742,586		
21. Furniture and equipment, including health care delivery assets (\$ ..... ) .....	6,417,285	6,417,285		
22. Net adjustment in assets and liabilities due to foreign exchange rates .....				
23. Receivables from parent, subsidiaries and affiliates .....	161,140		161,140	131,562
24. Health care (\$ ..... ) and other amounts receivable .....				
25. Aggregate write-ins for other than invested assets .....	404,770,106		404,770,106	402,553,281
26. Total assets excluding Separate Accounts, Segregated Accounts and Protected Cell Accounts (Lines 12 to 25) .....	60,189,337,428	456,858,462	59,732,478,966	59,486,994,763
27. From Separate Accounts, Segregated Accounts and Protected Cell Accounts .....	6,451,819,828		6,451,819,828	6,209,451,988
28. Total (Lines 26 and 27)	66,641,157,256	456,858,462	66,184,298,794	65,696,446,751
<b>DETAILS OF WRITE-INS</b>				
1101. Due from futures broker .....	1,381,879		1,381,879	103,878
1102. ....				
1103. ....				
1198. Summary of remaining write-ins for Line 11 from overflow page .....				
1199. Totals (Lines 1101 through 1103 plus 1198)(Line 11 above)	1,381,879		1,381,879	103,878
2501. Cash surrender value of company owned life insurance ("CSV of COLI") .....	394,698,016		394,698,016	392,481,191
2502. LOC collateral - Kubera .....	10,050,000		10,050,000	10,050,000
2503. Premium tax receivable .....	22,090		22,090	22,090
2598. Summary of remaining write-ins for Line 25 from overflow page .....				
2599. Totals (Lines 2501 through 2503 plus 2598)(Line 25 above)	404,770,106		404,770,106	402,553,281

STATEMENT AS OF MARCH 31, 2025 OF THE FIDELITY & GUARANTY LIFE INSURANCE COMPANY

**LIABILITIES, SURPLUS AND OTHER FUNDS**

	1 Current Statement Date	2 December 31 Prior Year
1. Aggregate reserve for life contracts \$ ..... 21,108,086,249 less \$ ..... included in Line 6.3 (including \$ ..... Modco Reserve) .....	21,108,086,249	20,798,168,825
2. Aggregate reserve for accident and health contracts (including \$ ..... Modco Reserve) .....	835	835
3. Liability for deposit-type contracts (including \$ ..... Modco Reserve).....	5,868,944,632	5,454,626,860
4. Contract claims:		
4.1 Life .....	55,639,664	50,077,916
4.2 Accident and health .....		
5. Policyholders' dividends/refunds to members \$ ..... and coupons \$ ..... due and unpaid .....		
6. Provision for policyholders' dividends, refunds to members and coupons payable in following calendar year - estimated amounts:		
6.1 Policyholders' dividends and refunds to members apportioned for payment (including \$ ..... Modco) .....		
6.2 Policyholders' dividends and refunds to members not yet apportioned (including \$ ..... Modco) .....		
6.3 Coupons and similar benefits (including \$ ..... Modco) .....		
7. Amount provisionally held for deferred dividend policies not included in Line 6 .....		
8. Premiums and annuity considerations for life and accident and health contracts received in advance less \$ ..... discount; including \$ ..... accident and health premiums .....	103,636	103,636
9. Contract liabilities not included elsewhere:		
9.1 Surrender values on canceled contracts .....		
9.2 Provision for experience rating refunds, including the liability of \$ ..... accident and health experience rating refunds of which \$ ..... is for medical loss ratio rebate per the Public Health Service Act .....		
9.3 Other amounts payable on reinsurance, including \$ ..... 729 assumed and \$ ..... 620,655,855 ceded .....	620,656,584	1,098,015,503
9.4 Interest Maintenance Reserve .....	122,128,011	120,515,373
10. Commissions to agents due or accrued-life and annuity contracts \$ ..... 18,940,322 , accident and health \$ ..... and deposit-type contract funds \$ .....	18,940,322	25,761,490
11. Commissions and expense allowances payable on reinsurance assumed .....		
12. General expenses due or accrued .....	76,714,192	76,298,970
13. Transfers to Separate Accounts due or accrued (net) (including \$ ..... accrued for expense allowances recognized in reserves, net of reinsured allowances) .....	(133,424,960)	(120,616,818)
14. Taxes, licenses and fees due or accrued, excluding federal income taxes .....	1,213,039	5,025,510
15.1 Current federal and foreign income taxes, including \$ ..... on realized capital gains (losses) .....	19,508,276	24,100,338
15.2 Net deferred tax liability .....		
16. Unearned investment income .....		
17. Amounts withheld or retained by reporting entity as agent or trustee .....	1,269,937	2,024,596
18. Amounts held for agents' account, including \$ ..... agents' credit balances .....		
19. Remittances and items not allocated .....	383,943,747	223,922,449
20. Net adjustment in assets and liabilities due to foreign exchange rates .....		
21. Liability for benefits for employees and agents if not included above .....		
22. Borrowed money \$ ..... and interest thereon \$ .....		
23. Dividends to stockholders declared and unpaid .....		
24. Miscellaneous liabilities:		
24.01 Asset valuation reserve .....	1,506,009,412	1,429,010,110
24.02 Reinsurance in unauthorized and certified (\$ ..... ) companies .....		19,582
24.03 Funds held under reinsurance treaties with unauthorized and certified (\$ ..... 461,164,907 ) reinsurers .....	24,232,384,134	24,610,724,809
24.04 Payable to parent, subsidiaries and affiliates .....	34,513,013	76,301,633
24.05 Drafts outstanding .....		
24.06 Liability for amounts held under uninsured plans .....		
24.07 Funds held under coinsurance .....	3,507,836,389	3,032,938,623
24.08 Derivatives .....	1,264,546	
24.09 Payable for securities .....	150,661,144	82,775,721
24.10 Payable for securities lending .....		
24.11 Capital notes \$ ..... and interest thereon \$ .....		
25. Aggregate write-ins for liabilities .....	706,027,267	843,048,209
26. Total liabilities excluding Separate Accounts business (Lines 1 to 25) .....	58,282,420,069	57,832,844,170
27. From Separate Accounts Statement .....	6,450,872,431	6,209,169,795
28. Total liabilities (Lines 26 and 27) .....	64,733,292,500	64,042,013,965
29. Common capital stock .....	3,000,000	3,000,000
30. Preferred capital stock .....		
31. Aggregate write-ins for other than special surplus funds .....		
32. Surplus notes .....	225,000,000	225,000,000
33. Gross paid in and contributed surplus .....	2,148,811,290	2,148,811,290
34. Aggregate write-ins for special surplus funds .....	658,612,185	700,069,949
35. Unassigned funds (surplus) .....	(1,584,417,181)	(1,422,448,453)
36. Less treasury stock, at cost:		
36.1 ..... shares common (value included in Line 29 \$ ..... ) .....		
36.2 ..... shares preferred (value included in Line 30 \$ ..... ) .....		
37. Surplus (Total Lines 31+32+33+34+35-36) (including \$ ..... 947,397 in Separate Accounts Statement) .....	1,448,006,294	1,651,432,786
38. Totals of Lines 29, 30 and 37 .....	1,451,006,294	1,654,432,786
39. Totals of Lines 28 and 38 (Page 2, Line 28, Col. 3) .....	66,184,298,794	65,696,446,751
<b>DETAILS OF WRITE-INS</b>		
2501. Options collateral liabilities .....	542,726,198	676,831,198
2502. Retained asset account .....	56,787,840	60,077,715
2503. Agents' deferred compensation plan liability .....	53,476,793	54,647,677
2598. Summary of remaining write-ins for Line 25 from overflow page .....	53,036,436	51,491,619
2599. Totals (Lines 2501 through 2503 plus 2598)(Line 25 above) .....	706,027,267	843,048,209
3101. ....		
3102. ....		
3103. ....		
3198. Summary of remaining write-ins for Line 31 from overflow page .....		
3199. Totals (Lines 3101 through 3103 plus 3198)(Line 31 above) .....		
3401. Deferred reinsurance gain net of amortization .....	658,612,185	700,069,949
3402. ....		
3403. ....		
3498. Summary of remaining write-ins for Line 34 from overflow page .....		
3499. Totals (Lines 3401 through 3403 plus 3498)(Line 34 above) .....	658,612,185	700,069,949

STATEMENT AS OF MARCH 31, 2025 OF THE FIDELITY & GUARANTY LIFE INSURANCE COMPANY

**SUMMARY OF OPERATIONS**

	1 Current Year To Date	2 Prior Year To Date	3 Prior Year Ended December 31
1. Premiums and annuity considerations for life and accident and health contracts	800,505,300	1,759,869,317	5,885,287,070
2. Considerations for supplementary contracts with life contingencies	1,065,719	2,543,061	5,003,615
3. Net investment income	555,840,775	550,191,772	2,722,975,517
4. Amortization of Interest Maintenance Reserve (IMR)	(1,457,868)	5,870,306	12,490,128
5. Separate Accounts net gain from operations excluding unrealized gains or losses	3,682,207	(41,531,598)	(75,548,170)
6. Commissions and expense allowances on reinsurance ceded	130,027,233	101,857,891	539,822,135
7. Reserve adjustments on reinsurance ceded	109,481,806	385,663,213	1,450,171,402
8. Miscellaneous Income:			
8.1 Income from fees associated with investment management, administration and contract guarantees from Separate Accounts	2,324,880	1,688,830	7,623,786
8.2 Charges and fees for deposit-type contracts			
8.3 Aggregate write-ins for miscellaneous income	22,817,702	9,747,689	29,806,262
9. Totals (Lines 1 to 8.3)	1,624,287,754	2,775,900,481	10,577,631,745
10. Death benefits	25,292,703	13,123,975	65,686,841
11. Matured endowments (excluding guaranteed annual pure endowments)	2,307	27,519	58,913
12. Annuity benefits	114,353,265	109,548,068	442,153,719
13. Disability benefits and benefits under accident and health contracts	188,407	140,776	681,153
14. Coupons, guaranteed annual pure endowments and similar benefits			
15. Surrender benefits and withdrawals for life contracts	341,106,717	404,473,311	1,979,726,894
16. Group conversions			
17. Interest and adjustments on contract or deposit-type contract funds	57,290,521	21,641,482	140,293,898
18. Payments on supplementary contracts with life contingencies	2,279,317	2,922,647	10,585,646
19. Increase in aggregate reserves for life and accident and health contracts	309,917,425	1,026,592,084	2,804,657,247
20. Totals (Lines 10 to 19)	850,430,662	1,578,469,862	5,443,844,311
21. Commissions on premiums, annuity considerations, and deposit-type contract funds (direct business only)	237,301,769	245,816,149	1,119,542,769
22. Commissions and expense allowances on reinsurance assumed	535	535	1,436
23. General insurance expenses and fraternal expenses	117,767,662	110,631,116	490,880,868
24. Insurance taxes, licenses and fees, excluding federal income taxes	8,149,911	5,646,602	46,444,059
25. Increase in loading on deferred and uncollected premiums	(182,508)	(187,677)	(619,432)
26. Net transfers to or (from) Separate Accounts net of reinsurance	173,984,507	479,796,361	1,769,296,529
27. Aggregate write-ins for deductions	431,547,355	324,504,398	1,658,668,086
28. Totals (Lines 20 to 27)	1,818,999,893	2,744,677,346	10,528,058,626
29. Net gain from operations before dividends to policyholders and federal income taxes (Line 9 minus Line 28)	(194,712,139)	31,223,135	49,573,119
30. Dividends to policyholders and refunds to members	(731)		
31. Net gain from operations after dividends to policyholders, refunds to members and before federal income taxes (Line 29 minus Line 30)	(194,711,408)	31,223,135	49,573,119
32. Federal and foreign income taxes incurred (excluding tax on capital gains)	2,701,093	27,737,272	115,935,278
33. Net gain from operations after dividends to policyholders, refunds to members and federal income taxes and before realized capital gains or (losses) (Line 31 minus Line 32)	(197,412,501)	3,485,863	(66,362,159)
34. Net realized capital gains (losses) (excluding gains (losses) transferred to the IMR) less capital gains tax of \$ (1,177,717) (excluding taxes of \$ 1,177,717 transferred to the IMR)	70,147,581	(3,185,948)	216,755,335
35. Net income (Line 33 plus Line 34)	(127,264,920)	299,915	150,393,176
<b>CAPITAL AND SURPLUS ACCOUNT</b>			
36. Capital and surplus, December 31, prior year	1,654,432,786	2,009,473,406	2,009,473,406
37. Net income (Line 35)	(127,264,920)	299,915	150,393,176
38. Change in net unrealized capital gains (losses) less capital gains tax of \$	(16,413,817)	44,215,447	114,525,264
39. Change in net unrealized foreign exchange capital gain (loss)	6,999,348	(2,938,703)	(6,213,914)
40. Change in net deferred income tax	4,796,681	32,039,658	176,776,969
41. Change in nonadmitted assets	(29,632,703)	(25,991,388)	(179,999,537)
42. Change in liability for reinsurance in unauthorized and certified companies	19,582	321,235	301,652
43. Change in reserve on account of change in valuation basis, (increase) or decrease			
44. Change in asset valuation reserve	(76,999,302)	(77,836,797)	(431,115,013)
45. Change in treasury stock			
46. Surplus (contributed to) withdrawn from Separate Accounts during period		(211,287,947)	2,087,764,823
47. Other changes in surplus in Separate Accounts Statement	(3,017,003)	212,335,954	(2,070,656,568)
48. Change in surplus notes			
49. Cumulative effect of changes in accounting principles			
50. Capital changes:			
50.1 Paid in			
50.2 Transferred from surplus (Stock Dividend)			
50.3 Transferred to surplus			
51. Surplus adjustment:			
51.1 Paid in			
51.2 Transferred to capital (Stock Dividend)			
51.3 Transferred from capital			
51.4 Change in surplus as a result of reinsurance			
52. Dividends to stockholders			
53. Aggregate write-ins for gains and losses in surplus	38,085,642	(40,962,248)	(196,817,472)
54. Net change in capital and surplus for the year (Lines 37 through 53)	(203,426,492)	(69,804,874)	(355,040,620)
55. Capital and surplus, as of statement date (Lines 36 + 54)	1,451,006,294	1,939,668,532	1,654,432,786
<b>DETAILS OF WRITE-INS</b>			
08.301. Miscellaneous income	20,036,515	129,630	2,860,068
08.302. Miscellaneous income other CSV of COLI	2,216,825	7,921,658	23,888,560
08.303. Miscellaneous income unfunded commitment fee rebate	564,362	1,696,401	3,057,634
08.398. Summary of remaining write-ins for Line 8.3 from overflow page			
08.399. Totals (Lines 08.301 through 08.303 plus 08.398) (Line 8.3 above)	22,817,702	9,747,689	29,806,262
2701. Investment return transferred to reinsurer on funds held under reinsurance treaty	429,114,246	315,511,575	1,607,962,236
2702. Risk charge ceded	2,522,405	2,053,113	8,771,197
2703. Policy settlements	290,039	56,047	563,710
2798. Summary of remaining write-ins for Line 27 from overflow page	(379,335)	6,883,663	41,370,943
2799. Totals (Lines 2701 through 2703 plus 2798)(Line 27 above)	431,547,355	324,504,398	1,658,668,086
5301. Amortization of ceding commission	(41,457,764)	(33,180,726)	(195,881,670)
5302. Change in net unrealized capital (gains) losses from derivatives on reinsurance ceded	79,543,406	(7,781,522)	(935,802)
5303.			
5398. Summary of remaining write-ins for Line 53 from overflow page			
5399. Totals (Lines 5301 through 5303 plus 5398)(Line 53 above)	38,085,642	(40,962,248)	(196,817,472)

STATEMENT AS OF MARCH 31, 2025 OF THE FIDELITY & GUARANTY LIFE INSURANCE COMPANY

**CASH FLOW**

	1 Current Year To Date	2 Prior Year To Date	3 Prior Year Ended December 31
<b>Cash from Operations</b>			
1. Premiums collected net of reinsurance .....	790,268,115	1,623,870,232	7,949,119,724
2. Net investment income .....	620,662,216	560,457,940	2,478,267,569
3. Miscellaneous income .....	657,586,715	639,985,839	1,583,144,509
4. Total (Lines 1 to 3) .....	2,068,517,046	2,824,314,011	12,010,531,802
5. Benefit and loss related payments .....	473,416,206	744,557,337	2,576,163,263
6. Net transfers to Separate Accounts, Segregated Accounts and Protected Cell Accounts .....	186,792,649	479,796,361	1,762,751,357
7. Commissions, expenses paid and aggregate write-ins for deductions .....	803,770,096	697,183,792	3,321,605,334
8. Dividends paid to policyholders .....	(731)		
9. Federal and foreign income taxes paid (recovered) net of \$ ..... tax on capital gains (losses) .....	7,293,155	87,853,586	14,415,566
10. Total (Lines 5 through 9) .....	1,471,271,375	2,009,391,076	7,674,935,520
11. Net cash from operations (Line 4 minus Line 10) .....	597,245,671	814,922,935	4,335,596,282
<b>Cash from Investments</b>			
12. Proceeds from investments sold, matured or repaid:			
12.1 Bonds .....	2,252,933,448	939,835,247	7,380,968,256
12.2 Stocks .....	28,381,812	159,048,947	469,857,688
12.3 Mortgage loans .....	34,454,138	6,885,675	67,419,802
12.4 Real estate .....			
12.5 Other invested assets .....	117,577,851	51,149,291	581,451,898
12.6 Net gains or (losses) on cash, cash equivalents and short-term investments .....			(3,332)
12.7 Miscellaneous proceeds .....	183,131,256	263,624,103	964,739,248
12.8 Total investment proceeds (Lines 12.1 to 12.7) .....	2,616,478,505	1,420,543,263	9,464,433,560
13. Cost of investments acquired (long-term only):			
13.1 Bonds .....	3,393,108,555	2,598,066,795	11,580,536,033
13.2 Stocks .....	300,011,442	149,880,633	745,595,769
13.3 Mortgage loans .....	21,148,672	13,518,325	132,971,293
13.4 Real estate .....			
13.5 Other invested assets .....	624,136,170	306,457,270	1,126,790,398
13.6 Miscellaneous applications .....	188,244,425	176,026,639	800,375,963
13.7 Total investments acquired (Lines 13.1 to 13.6) .....	4,526,649,264	3,243,949,662	14,386,269,456
14. Net increase/(decrease) in contract loans and premium notes .....	10,920,005	7,185,148	33,594,284
15. Net cash from investments (Line 12.8 minus Line 13.7 and Line 14) .....	(1,921,090,764)	(1,830,591,547)	(4,955,430,180)
<b>Cash from Financing and Miscellaneous Sources</b>			
16. Cash provided (applied):			
16.1 Surplus notes, capital notes .....			
16.2 Capital and paid in surplus, less treasury stock .....			
16.3 Borrowed funds .....			
16.4 Net deposits on deposit-type contracts and other insurance liabilities .....	358,001,321	(21,345,099)	2,558,284,039
16.5 Dividends to stockholders .....			
16.6 Other cash provided (applied) .....	159,455,972	626,332,070	(374,509,049)
17. Net cash from financing and miscellaneous sources (Line 16.1 through Line 16.4 minus Line 16.5 plus Line 16.6) .....	517,457,293	604,986,971	2,183,774,990
<b>RECONCILIATION OF CASH, CASH EQUIVALENTS AND SHORT-TERM INVESTMENTS</b>			
18. Net change in cash, cash equivalents and short-term investments (Line 11, plus Lines 15 and 17) .....	(806,387,800)	(410,681,641)	1,563,941,092
19. Cash, cash equivalents and short-term investments:			
19.1 Beginning of year .....	3,261,492,430	1,697,551,338	1,697,551,338
19.2 End of period (Line 18 plus Line 19.1) .....	2,455,104,630	1,286,869,697	3,261,492,430

Note: Supplemental disclosures of cash flow information for non-cash transactions:

20.0001. Non-cash from operations: .....			
20.0002. Experience rating refund .....	92,918,070	139,543,463	387,833,065
20.0003. Kubera ceded premium .....			2,272,337,939
20.0004. Reinsurance activity settled in bonds .....	467,275,956		
20.0005. Reinsurance activity settled in OIA .....	32,500,000		
20.0006. Non-cash from investments: .....			
20.0007. Bonds interest capitalization .....	2,896,286	3,027,999	12,433,466
20.0008. OIA interest capitalization .....	15,594		
20.0009. Bonds and stocks disposed of as a result of transfers with subsidiary .....			(9,381,776)
20.0010. OIA acquired (disposed) of as a result of transfers to subsidiary .....			15,068,608

STATEMENT AS OF MARCH 31, 2025 OF THE FIDELITY & GUARANTY LIFE INSURANCE COMPANY

Note: Supplemental disclosures of cash flow information for non-cash transactions:

20.0011. Bonds and stocks acquired (disposed of) as a result of transfers with parent .....			52,985,920
20.0012. OIA acquired (disposed of) as a result of transfers with parent .....			(5,928,918)
20.0013. Mortgages acquired (disposed of) as a result of transfers with parent .....	74,339,150		(105,667,970)
20.0014. Bonds and stocks acquired (disposed of) as a result of reinsurance transactions .....	(467,275,956)		
20.0015. OIA acquired (disposed of) as a result of reinsurance transactions .....	(32,500,000)		
20.0016. Bonds and stocks acquired (disposed of) as a result of transfers - excluding Separate Accounts .....	(225,588,435)	51,510,023	261,476,235
20.0017. OIA acquired (disposed of) as a result of transfers - excluding Separate Accounts .....	225,588,435	(36,134,577)	(246,100,788)
20.0018. Mortgages acquired (disposed of) as a result of transfers - excluding Separate Accounts .....		(15,375,446)	(15,375,447)
20.0019. Bonds and stocks acquired (disposed of) as a result of transfers with Separate Accounts .....	5,333,991	(224,427,243)	2,720,187,306
20.0020. OIA acquired (disposed of) as a result of transfers with Separate Accounts .....		(5,271,937)	(175,269,712)
20.0021. Mortgages acquired (disposed of) as a result of transfers with Separate Accounts .....			1,906,772,183
20.0022. Non-cash from other cash provided (applied): .....			
20.0023. Bond interest capitalization .....	(2,896,286)	(3,027,999)	(12,433,466)
20.0024. OIA interest capitalization .....	(15,594)		
20.0025. Bonds and stocks transferred to subsidiary .....			9,381,776
20.0026. OIA transferred from subsidiary .....			(15,068,608)
20.0027. Bonds and stocks transferred from parent .....			(52,985,920)
20.0028. OIA transferred to parent .....			5,928,918
20.0029. Mortgages transferred to (from) parent .....	(74,339,150)		105,667,970
20.0030. Asset transfer to (from) Separate Accounts .....	(5,333,991)	229,699,180	(4,451,689,777)
20.0031. Experience rating refund .....	(92,918,070)	(139,543,463)	(387,833,065)
20.0032. Kubera ceded premium .....			(2,272,337,939)

**EXHIBIT 1****DIRECT PREMIUMS AND DEPOSIT-TYPE CONTRACTS**

	1 Current Year To Date	2 Prior Year To Date	3 Prior Year Ended December 31
1. Individual life .....	218,822,581	191,671,772	809,333,255
2. Group life .....			
3. Individual annuities .....	2,005,843,888	2,727,663,936	11,792,967,020
4. Group annuities .....	309,376,278	572,976,135	2,185,137,089
5. Accident & health .....			
6. Fraternal .....			
7. Other lines of business .....			
8. Subtotal (Lines 1 through 7) .....	2,534,042,747	3,492,311,843	14,787,437,364
9. Deposit-type contracts .....	1,376,382,629	305,077,191	2,405,275,325
10. Total (Lines 8 and 9)	3,910,425,376	3,797,389,034	17,192,712,689

---

NOTES TO FINANCIAL STATEMENTS

---

Fidelity & Guaranty Life Insurance Company ("FGLIC" or "the Company") is an Iowa domiciled life insurance company. The Company is a direct, wholly-owned subsidiary of Fidelity & Guaranty Life Holdings, Inc. ("FGLH"), a Delaware corporation, which is a direct, wholly-owned subsidiary of FGL US Holdings Inc. ("FGL US"), a Delaware corporation, and wholly-owned subsidiary of CF Bermuda Holdings Limited ("CF Bermuda"), a Bermuda exempted company and wholly-owned direct subsidiary of F&G Annuities & Life, Inc. ("FGAL"), a Delaware corporation, and approximately 82% owned direct subsidiary of Fidelity National Financial, Inc. ("FNF"), a Delaware corporation.

Raven Reinsurance Company ("Raven Re") and Corbeau Re, Inc. ("Corbeau Re"), special purpose financial captive insurance companies domiciled in the state of Vermont, Fidelity & Guaranty Life Insurance Company of NY ("FGLICNY"), a life insurer domiciled in the state of New York, and F&G Life Re Ltd ("F&G Life Re"), a life insurer domiciled in Bermuda, are wholly-owned subsidiaries of the Company.

## 1. Summary of Significant Accounting Policies and Going Concern

### A. Accounting Practices

The financial statements of the Company are presented on the basis of accounting practices prescribed or permitted by the Iowa Insurance Division ("IID"). The IID recognizes only statutory accounting practices prescribed or permitted by the State of Iowa for determining and reporting the financial condition and results of operations of an insurance company and for determining its solvency under Iowa Insurance Law. The National Association of Insurance Commissioners' ("NAIC") Accounting Practices and Procedures Manual ("NAIC SAP") has been adopted as a component of prescribed or permitted practices by the State of Iowa.

The Company has elected to use the alternative accounting practices prescribed by Iowa Administrative Code ("IAC") 191 Chapter 97, "Accounting for Certain Derivative Instruments Used to Hedge the Growth in Interest Credited for Indexed Insurance Products and Accounting for the Indexed Insurance Products Reserve", for its fixed indexed annuities ("FIA") products and indexed universal life ("IUL") products. Under this prescribed accounting practice, the call option derivative instruments that hedge the growth in interest credited on FIA and IUL products are accounted for at amortized cost with the corresponding amortization recorded as a decrease to net investment income and FIA reserves are calculated based on Standard Valuation Law and Actuarial Guideline XXXV which assumes the market value of the call options associated with the current index term is zero regardless of the observable market value for such options.

Based on a permitted practice received from the IID, the Company carries one of its limited partnership interests which qualifies for accounting under SSAP No. 48, "Investments in Joint Ventures, Partnerships and Limited Liability Companies", on a net asset value per share basis. This is a departure from SSAP No. 48 which requires such investments to be carried based on the investees underlying U.S. GAAP equity (prior to any impairment considerations). This limited partnership investment was redeemed as of December 31, 2024 and then subsequently repurchased March 28, 2025. The financial statements of Raven Re and Corbeau Re include certain permitted practices approved by the Vermont Department of Financial Regulation. Without these permitted practices, the Company's carry value of Raven Re and Corbeau Re would be \$0.

A reconciliation of the Company's net income and capital and surplus between NAIC SAP and practices prescribed and permitted by the IID is shown below:

	SSAP #	F/S Page	F/S Line #	March 31, 2025	December 31, 2024
<b>NET INCOME (LOSS)</b>					
(1) FIDELITY & GUARANTY LIFE INSURANCE COMPANY state basis (Page 4, Line 35, Columns 1 & 3)	XXX	XXX	XXX	\$ (127,264,920)	\$ 150,393,176
(2) State Prescribed Practices that are an increase/(decrease) from NAIC SAP:					
Net investment income - Derivatives - 191 IAC 97	86	4	3, 27	(66,238,964)	(9,913,025)
Change in Indexed Annuity reserves - 191 IAC 97	51R	4	19	(129,450,005)	84,402,043
Net Impact of 191 IAC 97				(195,688,969)	74,489,018
(3) State Permitted Practices that are an increase/(decrease) from NAIC SAP:					
Net investment income - limited partnership reporting at net asset value	48	4	3	—	(24,742,882)
(4) NAIC SAP (1 - 2 - 3 = 4)	XXX	XXX	XXX	\$ 68,424,049	\$ 100,647,040
<b>SURPLUS</b>					
(5) FIDELITY & GUARANTY LIFE INSURANCE COMPANY state basis (Page 3, Line 38, Columns 1 & 2)	XXX	XXX	XXX	\$ 1,451,006,294	\$ 1,654,432,786
(6) State Prescribed Practices that are an increase/(decrease) from NAIC SAP:					
Derivative Instruments - 191 IAC 97	86	2, 3	7, 24.3	(317,998,615)	(211,772,335)
Reserves for Indexed Annuities - 191 IAC 97	51R	3	1	218,726,785	348,176,790
Tax impact - 191 IAC 97	101	2	18.2	20,847,084	(28,644,936)
Total Net Impact of 191 IAC 97				(78,424,746)	107,759,519
(7) State Permitted Practices that are an increase/(decrease) from NAIC SAP:					
Raven Re and Corbeau Re valuation	97	2	2.2	364,421,047	346,249,080
(8) NAIC SAP (5 - 6 - 7 = 8)	XXX	XXX	XXX	\$ 1,165,009,993	\$ 1,200,424,187

### C. Accounting Policy

- (2) Bonds not backed by other loans are carried at amortized cost using the scientific interest method, except for bonds deemed to be other-than-temporarily impaired ("OTTI") that are written down to estimated fair value and those bonds rated NAIC 6 which are carried at the lower of amortized cost or fair value. The Company holds

## NOTES TO FINANCIAL STATEMENTS

SVO-Identified exempt money market mutual funds which are reported at fair value on Schedule E, Part 2, as cash equivalents.

- (6) Asset-backed securities are stated at either amortized cost or, for those securities rated NAIC 6, the lower of amortized cost or fair value. Changes to the estimated cash flows on these securities are accounted for retrospectively for securities that are highly rated at the time of purchase. The prospective method is used for those securities where an other-than-temporary impairment has been taken or securities not highly rated at the time of purchase. Asset-backed securities that are deemed to be OTTI are written down through the statement of operations to fair value or to the amount of the discounted estimated future cash flows. See Note 5D (5) for the circumstances that result in the recognition of an other-than-temporary impairment loss.

#### D. Going Concern

There is no substantial doubt regarding the Company's ability to continue as going concern.

No other significant changes

#### 2. Accounting Changes and Corrections of Errors

Effective January 1, 2025, the Company adopted the revisions made to SSAP No. 26, "Bonds", SSAP No. 43, "Asset-Backed Securities" and SSAP No. 21, "Other Admitted Assets", as part of the principles-based bond definition adopted August 2023. These revisions define whether securities should be reported as bonds. Securities that qualify as issuer credit obligations are in scope of SSAP No. 26 and securities that qualify as asset-backed securities are in scope of SSAP No. 43. Securities that do not qualify as issuer credit obligations or asset-backed securities are not permitted to be reported as a bond and are required to be reported at the lower of amortized cost or fair value which may result in an unrealized loss at the time of reclassification and will be reported as a change in unrealized capital gain (loss) in the financial statements. See Note 21C for more information on securities reclassified from bonds under the principles-based bond definition.

Effective January 1, 2025, the Company adopted revisions made to SSAP No. 21 with respect to residual interest accounting that resulted in the change in measurement and recognition of interest income prospectively under the Allowable Earned Yield method.

No other significant changes

#### 3. Business Combinations and Goodwill - None

#### 4. Discontinued Operations - None

#### 5. Investments

##### D. Asset-Backed Securities

- (1) Prepayment assumptions for single class and multi-class asset-backed securities were obtained from dealer survey values or internal estimates and are consistent with the current interest rate and economic environment.
- (2) During first quarter 2025, the Company did not recognize other-than temporary impairments related to an intent to sell and/or lack of intent to retain the asset-backed securities.
- (3) For the three months ended March 31, 2025, the Company did recognize other-than-temporary impairments where the present value of cash flows expected to be collected was less than the amortized cost basis of the securities.

CUSIP	Book/Adjusted Carrying Value Amortized Cost Before Current Period OTTI	Present Value Projected Cash Flows	Recognized Other-Than-Temporary Impairment	Amortized Cost After Other-Than-Temporary Impairment	Fair Value at Time of OTTI	Date of Financial Statement Where Reported
43289VAQ6	\$ 451,500	\$ 323,500	\$ 128,000	\$ 323,500	\$ 1,044,890	3/31/2025
36250VAL6	5,067,635	3,791,105	1,276,530	3,791,105	813,374	3/31/2025
92538XAH8	1,966,178	1,846,583	119,595	1,846,583	1,442,787	3/31/2025
Totals	XXX	XXX	\$ 1,524,125	XXX	XXX	XXX

- (4) The following table presents the unrealized loss aging for the Company's investments in asset-backed securities at March 31, 2025 by length of time the security was in a continuous unrealized loss position.

a) The aggregate amount of unrealized losses:

1. Less than 12 Months	\$ 64,720,633
2. 12 Months or Longer	\$ 413,654,789

---

NOTES TO FINANCIAL STATEMENTS

---

b) The aggregate related fair value of securities with unrealized losses:

1. Less than 12 Months	\$ 5,891,049,291
2. 12 Months or Longer	\$ 3,838,855,984

(5) If the fair value of an asset-backed security is less than its amortized cost basis at the balance sheet date, the Company determines whether the following circumstances exist and, if so, recognizes an other-than-temporary impairment loss:

- If the Company intends to sell the security or does not have the intent and ability to retain the security until its amortized cost is recovered, the security is other-than-temporarily impaired. A realized loss is recognized for the entire difference between the security's amortized cost and its fair value at the balance-sheet date.
- If the Company does not expect to recover the entire amortized cost from the present value of the security's future cash flows, it cannot assert it has the ability to recover the security's amortized cost even though it has no intent to sell and has the intent and ability to retain. The security is therefore other-than-temporarily impaired. A realized loss is recognized for the non-interest-related decline, which is the difference between the security's amortized cost and the present value of cash flows expected to be collected.

E. Dollar Repurchase Agreements and/or Securities Lending Transactions - None

F. Repurchase Agreements Transactions Accounted for as Secured Borrowing - None

G. Reverse Repurchase Agreements Transactions Accounted for as Secured Borrowing - None

H. Repurchase Agreements Transactions Accounted for as a Sale - None

I. Reverse Repurchase Agreements Transactions Accounted for as a Sale - None

M. Working Capital Finance Investments - None

N. Offsetting and Netting of Assets and Liabilities - None

R. Share of Cash Pool by Asset Type - None

No other significant changes

6. Joint Ventures, Partnerships and Limited Liability Companies - No Significant Change

7. Investment Income - No Significant Change

8. Derivative Instruments

A. A(8) Non-discounted total premium and premium cost - Not Applicable

B(2) Recognition of gains/losses and deferred assets and liabilities - Not Applicable

No other significant changes

9. Income Taxes - No Significant Change

10. Information Concerning Parent, Subsidiaries, Affiliates and Other Related Parties

D. Amounts due to or from related parties

At March 31, 2025, the Company has the following amounts due to or from related parties:

Amount due (to) from	Related Party	Relationship to Company
\$ (34,099,039)	Fidelity & Guaranty Life Business Services, Inc. ("FGLBS")	Affiliate
\$ 2,899	FGLICNY	Wholly-owned Subsidiary
\$ 158,241	Fidelity & Guaranty Securities, LLC	Wholly-owned Subsidiary
\$ (413,974)	FGAL	Upstream Indirect Parent

The terms of the settlement require that balances be settled within 30 days, except where settlement terms are otherwise stated.

Additionally, the Company had income tax receivable balances of \$1,363,943, \$2,551,721 and \$591,888 due from F&G Life Re, Raven Re and FGLICNY, respectively, as well as an income tax payable balance of \$897,941 due to Corbeau Re at March 31, 2025.

No other significant changes

## NOTES TO FINANCIAL STATEMENTS

## 11. Debt

## B. FHLB (Federal Home Loan Bank) Agreements

1) The Company is a member of the Federal Home Loan Bank of Atlanta (the "FHLB"). Through its membership, the Company issues funding agreements to the FHLB in exchange for cash advances. The Company uses these funds in an investment spread strategy, consistent with its other investment spread operations and; therefore, accounts for these funds in accordance with SSAP No. 52, "Deposit-Type Contracts", which is consistent with the Company's other deposit-type contracts. The Company did not use these funds for its general operations. Any funds obtained in the future and used in the Company's general operations would be accounted for in accordance with SSAP No. 15, "Debt and Holding Company Obligations". The FHLB determines the credit limit of a borrower, in its sole and absolute discretion, by evaluating a wide variety of factors, including, but not limited to, the borrower's overall creditworthiness and collateral management practices.

## 2) FHLB capital stock

## a. Aggregate totals

## 1. Current year

	1 Total 2 + 3	2 General Account	3 Separate Accounts
(a) Membership Stock – Class A	\$ —	\$ —	\$ —
(b) Membership Stock – Class B	18,000,000	18,000,000	—
(c) Activity Stock	137,376,000	137,376,000	—
(d) Excess Stock	—	—	—
(e) Aggregate Total (a+b+c+d)	155,376,000	155,376,000	—
(f) Actual or estimated Borrowing Capacity as Determined by the Insurer	\$ 6,569,644,700	\$ 6,569,644,700	\$ —

## 2. Prior year-end

	1 Total 2 + 3	2 General Account	3 Separate Accounts
(a) Membership Stock – Class A	\$ —	\$ —	\$ —
(b) Membership Stock – Class B	18,000,000	18,000,000	—
(c) Activity Stock	135,001,000	135,001,000	—
(d) Excess Stock	—	—	—
(e) Aggregate Total (a+b+c+d)	153,001,000	153,001,000	—
(f) Actual or estimated Borrowing Capacity as Determined by the Insurer	\$ 6,389,568,700	\$ 6,389,568,700	\$ —

11B(2)a1(f) should be equal to or greater than 11B(4)a1(d)

11B(2)a2(f) should be equal to or greater than 11B(4)a2(d)

## b. Membership stock (Class A and B) Eligible and not Eligible for Redemption

Membership Stock	1 Current Year Total (2+3+4+5+6)	2 Not Eligible for Redemption	Eligible for Redemption			
			3 Less Than 6 Months	4 6 Months to Less than 1 Year	5 1 to Less than 3 Years	6 3 to 5 Years
1. Class A						
2. Class B	\$ 18,000,000	\$ 18,000,000				

11B(2)b1 Current Year Total (Column 1) should be equal to 11B(2)a1(a) Total (Column 1)

11B(2)b2 Current Year Total (Column 1) should be equal to 11B(2)a1(b) Total (Column 1)

## 3) Collateral pledged to FHLB

## a. Amount pledged as of reporting date

	1 Fair Value	2 Carrying Value	3 Aggregate Total Borrowing
1. Current Year Total General and Separate Accounts (Lines 2+3)	\$ 4,429,658,789	\$ 4,903,666,428	\$ 2,892,125,000
2. Current Year General Account	4,429,658,789	4,903,666,428	2,892,125,000
3. Current Year Separate Accounts	—	—	—
4. Prior Year-end Total General and Separate Accounts	4,289,121,479	4,870,574,583	2,842,125,000

11B(3)a1 (Columns 1, 2 and 3) should be equal to or less than 11B(3)b1 Total (Columns 1, 2 and 3, respectively)

11B(3)a2 (Columns 1, 2 and 3) should be equal to or less than 11B(3)b2 Total (Columns 1, 2 and 3, respectively)

11B(3)a3 (Columns 1, 2 and 3) should be equal to or less than 11B(3)b3 Total (Columns 1, 2 and 3, respectively)

11B(3)a4 (Columns 1, 2 and 3) should be equal to or less than 11B(3)b4 Total (Columns 1, 2 and 3, respectively)

---

NOTES TO FINANCIAL STATEMENTS

---

## b. Maximum amount pledged during reporting period

	1	2	3
	Fair Value	Carrying Value	Amount Borrowed at Time of Maximum Collateral
1. Current Year Total General and Separate Accounts (Lines 2+3)	\$ 4,429,658,789	\$ 4,903,666,428	\$ 2,892,125,000
2. Current Year General Account	4,429,658,789	4,903,666,428	2,892,125,000
3. Current Year Separate Account	—	—	—
4. Prior year-end total General and Separate Accounts	4,545,913,949	4,966,766,978	2,842,125,000

## 4) Borrowing from FHLB

## a. Amount as of the reporting date

## 1. Current year

	1	2	3	4
	Total 2+3	General Account	Separate Account	Funding Agreements Reserves Established
(a) Debt	\$ —	\$ —	—	XXX
(b) Funding Agreements	2,892,125,000	2,892,125,000	—	2,888,329,280
(c) Other	—	—	—	XXX
(d) Aggregate Total (a+b+c)	<u>\$ 2,892,125,000</u>	<u>\$ 2,892,125,000</u>	<u>\$ —</u>	<u>\$ 2,888,329,280</u>

## 2. Prior year-end

	1	2	3	4
	Total 2+3	General Account	Separate Account	Funding Agreements Reserves Established
(a) Debt	\$ —	\$ —	—	XXX
(b) Funding Agreements	2,842,125,000	2,842,125,000	—	2,836,355,476
(c) Other	—	—	—	XXX
(d) Aggregate Total (a+b+c)	<u>\$ 2,842,125,000</u>	<u>\$ 2,842,125,000</u>	<u>\$ —</u>	<u>\$ 2,836,355,476</u>

## b. Maximum amount during reporting period (Current year)

	1	2	3
	Total 2+3	General Account	Separate Accounts
1. Debt	\$ —	\$ —	—
2. Funding Agreements	2,892,125,000	2,892,125,000	—
3. Other	—	—	—
4. Aggregate Total (Lines 1+2+3)	<u>\$ 2,892,125,000</u>	<u>\$ 2,892,125,000</u>	<u>\$ —</u>

11B(4)b4 (Columns 1, 2 and 3) should be equal to or greater than 11B(4)a1(d) (Columns 1, 2 and 3, respectively)

## c. FHLB - Prepayment obligations

	Does the company have prepayment obligations under the following arrangements (YES/NO)?
1. Debt	NO
2. Funding Agreements	NO
3. Other	NO

Note: Fair values of collateral pledged as determined by the FHLB.

No other significant changes

## 12. Retirement Plans, Deferred Compensation, Postemployment Benefits and Compensated Absences and Other Postretirement Benefit Plans

A. Defined Benefit Plan - None

No other significant changes

## 13. Capital and Surplus, Dividend Restrictions and Quasi-Reorganizations - No Significant Change

## 14. Liabilities, Contingencies and Assessments - No Significant Change

## 15. Leases - No Significant Change

## 16. Information About Financial Instruments with Off-Balance Sheet Risk and Financial Instruments With Concentrations of Credit Risk - No Significant Change

---

NOTES TO FINANCIAL STATEMENTS

---

## 17. Sale, Transfer and Servicing of Financial Assets and Extinguishments of Liabilities

## B. Transfer and Servicing of Financial Assets

The Company did not have any transfer and servicing of financial assets as of March 31, 2025.

## C. Wash Sales

The Company did not have any wash sales as of March 31, 2025.

No other significant changes

## 18. Gain or Loss to the Reporting Entity from Uninsured Plans and the Uninsured Portion of Partially Insured Plans - None

## 19. Direct Premium Written/Produced by Managing General Agents/Third Party Administrators - Not Applicable

## 20. Fair Value Measurements

A. The Company's measurement of fair value is based on assumptions used by market participants in pricing the asset or liability, which may include inherent risk, restrictions on the sale or use of an asset or non-performance risk, which may include the Company's own credit risk. The Company's estimate of an exchange price is the price in an orderly transaction between market participants to sell the asset or transfer the liability ("exit price") in the principal market, or the most advantageous market in the absence of a principal market, for that asset or liability, as opposed to the price that would be paid to acquire the asset or receive a liability ("entry price").

## (1) Fair Value Measurements at March 31, 2025:

(1) Description	(2) (Level 1)	(3) (Level 2)	(4) (Level 3)	(5) Net Asset Value (NAV)	(6) Total
Assets at fair value:					
Bonds - Issuer credit obligations	\$ —	\$ 21,092	\$ —	\$ —	\$ 21,092
Bonds - Asset-backed securities	—	10,023,952	—	—	10,023,952
Preferred stocks	116,186,259	97,561,824	7,290,000	13,451,760	234,489,843
Common stocks - unaffiliated	71,529,259	155,376,000	—	22,089,238	248,994,497
Schedule BA - Debt securities that do not qualify as bonds	—	43,214,463	24,038,411	—	67,252,874
Schedule BA - All other categories	—	7,573,774	5,382,603	—	12,956,377
Derivative instruments:					
Equity options	—	3,391,281	—	—	3,391,281
Cash equivalents	449,231,773	—	—	—	449,231,773
Futures (Due from Futures Brokers)	1,381,879	—	—	—	1,381,879
Separate account assets	—	25,177,523	—	—	25,177,523
Total assets at fair value	<u>\$ 638,329,170</u>	<u>\$ 342,339,909</u>	<u>\$ 36,711,014</u>	<u>\$ 35,540,998</u>	<u>\$ 1,052,921,091</u>
Liabilities at fair value:					
Foreign exchange swaps/forwards	\$ —	\$ 247,276	\$ —	\$ —	\$ 247,276
Total liabilities at fair value	<u>\$ —</u>	<u>\$ 247,276</u>	<u>\$ —</u>	<u>\$ —</u>	<u>\$ 247,276</u>

## (2) Fair Value Measurements in Level 3 of the Fair Value Hierarchy

Description	December 31, 2024	Transfers into Level 3	Transfers out of Level 3	Total gains (losses) included in Net Income	Total gains (losses) included in Surplus	Purchase	Sales	Settlements	Balance at March 31, 2025
Assets:									
Bonds - Asset-backed securities	\$ 1,854	\$ —	\$ (2,100)	\$ —	\$ 246	\$ —	\$ —	\$ —	\$ —
Schedule BA - Debt securities that do not qualify as bonds	—	25,001,123	—	—	(963,337)	—	—	625	24,038,411
Schedule BA - All other categories	10,854,090	2,439,026	(7,222,994)	—	(691,917)	3,191	—	1,206	5,382,602
Preferred stocks	7,200,000	—	—	—	90,000	—	—	—	7,290,000
Total Assets	<u>\$18,055,944</u>	<u>\$27,440,149</u>	<u>\$(7,225,094)</u>	<u>\$ —</u>	<u>\$(1,565,008)</u>	<u>\$ 3,191</u>	<u>\$ —</u>	<u>\$ 1,831</u>	<u>\$36,711,013</u>

(3) The Company's policy is to recognize transfers in and transfers out of the fair value hierarchy levels as of the beginning of the year of the event or change in circumstances that caused the transfer.

---

**NOTES TO FINANCIAL STATEMENTS**

---

**(4) Valuation techniques and inputs used in Fair Value Measurements for Level 2:**

*Bonds and preferred stocks:* Fair values for bonds and preferred stocks are based on valuations obtained from an independent pricing service or broker quotes. The independent pricing service's valuations are based on market data and utilize pricing models that vary by asset class and incorporate available trade, bid and other market information and, for structured securities, cash flow and loan performance data when available. The primary inputs are observable and include benchmark yields, reported trades, broker/dealer quotes, issuer spread, two-sided markets, benchmark securities, bids, offers and reference data including market research publications. The independent pricing service also evaluates new issue data, monthly payment information and collateral performance. The independent pricing service uses spreads and other information solicited from Wall Street buy and sell side sources, including primary and secondary dealers, portfolio managers and research analysts. The Company uses the valuations provided by the independent pricing service as the estimated fair value of the security when available. The valuations for bonds and the majority of preferred stocks are based on pricing models for which the primary inputs are observable and, therefore, the investments are classified as Level 2.

Certain preferred stock investments are measured at fair value for which NAV is used as a practical expedient of fair value.

*Common stocks - unaffiliated:* Based upon the level of transactions with the FHLB, the Company is required to maintain an investment in FHLB common stock. The fair value of the FHLB common stock is set equal to its cost, which represents the price at which the FHLB will repurchase the stock.

*Schedule BA - all other categories:* Fair values for the Company's investments in preferred interests classified as Level 2 are determined in the same manner as bonds and preferred stocks described above.

*Schedule BA - Debt Securities That Do Not Qualify as Bonds:* Fair values for the Company's investments in preferred interests classified as Level 2 are determined in the same manner as bonds and preferred stocks described above.

*Derivative instruments:* Fair values of foreign exchange swaps/forwards represent the cumulative net unrealized gains or losses. The fair value of call option assets is based upon valuation pricing models, which represents what the Company would expect to receive or pay at the balance sheet date if it canceled the options, entered into offsetting positions, or exercised the options. Fair value for these instruments is determined internally, based on valuation pricing models which use market-observable inputs, including interest rates, yield curve volatilities, and other factors, and therefore the assets are classified as Level 2. Credit risk related to the counterparty is considered when estimating the fair values of these derivatives.

**Valuation techniques and inputs used in Fair Value Measurements for Level 3:**

In certain cases, the inputs used to measure fair value may fall into different levels of the fair value hierarchy. In such cases, an investment's level within the fair value hierarchy is based on the lower level of input that is significant to the fair value measurement. The Company's assessment of the significance of a particular input to the fair value measurement in its entirety requires judgment and considers factors specific to the investment.

When a determination is made to classify an asset or liability within Level 3 of the fair value hierarchy, the determination is based upon the significance of the unobservable inputs to the overall fair value measurement. Because certain securities trade in less liquid or illiquid markets with limited or no pricing information, the determination of fair value for these securities is inherently more difficult. However, Level 3 fair value investments may include, in addition to the unobservable or Level 3 inputs, observable components, which are components that are actively quoted or can be validated to market-based sources.

*Schedule BA - all other categories:* Fair values for the Company's investments in preferred interests are determined using a discounted cash flow method based on yields for comparable securities, maturity and future income.

*Schedule BA - Debt Securities That Do Not Qualify as Bonds:* If the independent pricing service is not able to provide a valuation, the Company obtains a broker quote and uses the broker quote as an estimate of fair value.

*Preferred stocks:* If the independent pricing service is not able to provide a valuation, the Company obtains a broker quote and uses the broker quote as an estimate of fair value.

**B. Other Fair Value Measurements - Not Applicable**

## NOTES TO FINANCIAL STATEMENTS

## C. Aggregate Fair Value for all financial instruments at March 31, 2025:

Type of Financial Instruments	Aggregate Fair Value	Admitted Asset	(Level 1)	(Level 2)	(Level 3)	Net Asset Value (NAV)	Not Practicable (Carrying Value)
<b>Assets:</b>							
Bonds - Issuer credit obligations	\$20,925,229,930	\$22,824,263,047	\$ 104,432,073	\$ 16,791,522,288	\$4,029,275,569	\$ —	\$ —
Bonds - Asset-backed securities	20,467,720,986	20,723,585,742	—	13,944,510,433	6,523,210,553	—	—
Preferred stocks	238,085,114	237,989,843	116,186,258	97,561,824	10,885,272	13,451,760	—
Common stocks - unaffiliated	248,994,497	248,994,497	71,529,259	155,376,000	—	22,089,238	—
Mortgage loans	2,115,578,383	2,351,461,105	—	—	2,115,578,383	—	—
Derivative instruments	700,792,183	495,527,393	1,381,879	698,860,858	549,446	—	—
Surplus debentures	556,538,073	638,729,791	—	505,160,254	51,377,819	—	—
Schedule BA - Debt securities that do not qualify as bonds	169,548,982	144,445,820	—	59,339,620	110,209,362	—	—
Schedule BA - all other categories	3,745,988,558	3,689,271,663	—	186,019,168	34,404,370	3,525,565,020	—
Policy loans	114,315,075	114,315,075	—	—	114,315,075	—	—
Short term bonds	43,337,848	43,290,008	3,086,901	—	40,250,947	—	—
Cash	1,962,582,848	1,962,582,848	1,962,582,848	—	—	—	—
Cash equivalents	449,231,773	449,231,773	449,231,773	—	—	—	—
FGL PRT Separate Account	6,088,968,158	6,377,762,258	243,500,146	3,974,730,848	1,502,662,902	368,074,262	—
FGL RILA Separate Account	14,850,635	14,850,635	14,850,635	—	—	—	—
<b>Liabilities:</b>							
Deposit-type contracts-General Account: Payout annuities without life contingency	\$ 156,394,520	\$ 174,479,819	\$ —	\$ —	\$ 156,394,520	\$ —	\$ —
Deposit-type contracts-General Account: PRT without life contingency	83,564	86,694	—	—	83,564	—	—
Deposit-type contracts-General Account: Funding agreement backed notes	2,624,666,848	2,806,045,134	—	—	2,624,666,848	—	—
Deposit-type contracts-General Account: FHLB	2,801,021,844	2,888,329,280	—	—	2,801,021,844	—	—
Deposit-type contracts-PRT Separate Account without life contingency	4,860,936	5,162,505	—	—	4,860,936	—	—
Derivative instruments	1,592,703	1,264,546	—	247,276	1,345,427	—	—

*Bonds (long and short term) and preferred stocks:* Fair values for bonds and preferred stocks are determined as described in Note 20 A(4) above.

*Common stocks - unaffiliated:* The Company's investment in unaffiliated common stocks is comprised of publicly traded common stock, FHLB common stock, mutual funds and a private common stock. The fair value of publicly traded common stocks is determined based on quoted market price. The fair value of the FHLB common stock is set equal to its cost, which represents the price at which the FHLB will repurchase the stock. The fair value for the mutual fund investments is based on the values provided by the respective mutual fund companies and represents the value the Company would have received if it withdrew its investment on the balance sheet date and the fair value of private common stock is based upon the estimated NAV information provided by the investee.

*Mortgage loans:* Fair value of commercial mortgage loans on real estate is established using a discounted cash flow method based on credit rating, maturity and future income. This yield based approach was sourced from the Company's third-party vendor. The ratings for mortgages in good standing are based on property type, location, market conditions, occupancy, debt-service coverage, loan-to-value, quality of tenancy, borrower and payment record. The carrying value for impaired mortgage loans is based on the present value of expected future cash flows discounted at the loan's effective interest rate, the loan's market price or the fair value of the collateral if the loan is collateral dependent.

*Derivative instruments:* The fair value of equity options is based upon valuation pricing models and represents what the Company would expect to receive or pay at the balance sheet date if the Company canceled the options, entered into offsetting positions, or exercised the options. Fair values for these instruments were determined internally using market observable inputs, including interest rates, yield curve volatilities and other factors.

The fair value of futures contracts represents the cumulative unsettled variation margin (open trade equity, net of cash settlements), which represents what the Company would expect to receive or pay at the balance sheet date if it canceled the futures contract or entered into offsetting positions.

Fair value of foreign exchange swaps/forwards represents the cumulative net unrealized gains or losses.

Fair value of interest rate swaps represents the cumulative net unrealized gains or losses.

---

NOTES TO FINANCIAL STATEMENTS

---

Fair value of hedging cross currency swaps represents the cumulative net unrealized gains or losses and FX net unrealized gains or losses.

*Surplus debentures:* The fair value of surplus debentures is based on valuations obtained from independent pricing services or broker quotes.

*Schedule BA - all other categories:* Fair value of the Company's investment in limited partnerships and private equity funds is based upon estimated net asset value information. Fair value of the Company's investment in low income housing tax credits ("LIHTC") vehicles is set equal to the amortized cost of these investments as it approximates the present value of the future tax benefits discounted at a risk-free rate of return. Fair value for the Company's investment in collateralized loan obligations, subordinated debentures and preferred interests is determined similar to bonds and preferred stocks as described above or using a discounted cash flow method based on yields for comparable securities, maturity and future income.

*Schedule BA - Debt Securities That Do Not Qualify as Bonds:* Fair values for Schedule BA Debt securities that do not qualify as bonds are determined as described in Note 20 A(4) above.

*Policy loans:* Fair value of policy loans are reported at the unpaid principal balance and are fully collateralized by the cash surrender value of underlying insurance policies. The carrying value of the policy loans approximates the fair value and are classified as Level 3 in the fair value hierarchy.

*Cash:* The carrying amounts for cash approximate its fair value.

*Cash equivalents:* The Company's investment in cash equivalents is in the form of SVO-identified exempt and other money market mutual funds and their carrying amounts reported approximate their fair values.

*Separate account invested assets:* PRT and RILA separate account invested assets are comprised of long and short-term bonds, commercial mortgage loans, preferred stocks, other invested assets, and cash. The fair values of the assets held in the separate accounts are determined in the same manner as described above for the general account for each asset type.

*Deposit-type contracts:* Fair value for the Company's liabilities under deposit-type contracts is estimated using discounted cash flow calculations based on interest rates currently being offered for like contracts with similar maturities.

D. Not Practicable to Estimate Fair Value - Not Applicable

E. NAV Practical Expedient Investments

For investments measured at underlying GAAP equity of the investee for which NAV is used as a practical expedient for fair value, the Company does not have any significant restrictions in its ability to liquidate its positions in these investments, other than obtaining general partner approval, nor does the Company believe it is probable that a price less than NAV would be received in the event of a liquidation.

## 21. Other Items

C. Other Disclosures

Effective January 1, 2025, the Company reclassified securities that do not meet the revised principles-based bond definition. These securities were reclassified to Other Invested Assets and reported at the lower of amortized cost or fair value. Changes in measurement for securities reclassified were reported as a change in unrealized capital loss in the financial statements. The aggregate book adjusted carrying value for all securities reclassified from bonds totaled \$298,148,699 in the general account and \$3,572,259 in the separate accounts. The aggregate book adjusted carrying value after transition for all securities reclassified from bonds that resulted in a change in measurement basis totaled \$137,969,233 for the general account and \$88,422 for the separate accounts with a corresponding decrease to surplus of \$3,306,665 in the general account and no surplus impact for the separate accounts.

*Everlake Life Insurance Company:* Effective January 1, 2025, the Company amended the existing flow reinsurance agreement with Everlake ("Everlake"), an unaffiliated reinsurer, to cede future additional multiyear guaranteed annuity ("MYGA") business for agreed upon periods to Everlake pursuant to an offer and acceptance process, rather than on a flow basis. The amendment also included a cession of an inforce block of certain MYGA policies on a coinsurance quota share basis totaling \$651,121,757 of additional statutory reserves.

The MYGA statutory reserves ceded to Everlake under this agreement as of March 31, 2025 were \$1,884,744,332.

No other significant changes

## 22. Events Subsequent

The Company has evaluated events subsequent to March 31, 2025 through May 14, 2025, which is the date these financial statements were made available to be issued. The Company has determined there are no material Type I or Type II subsequent events requiring adjustment to or disclosure in the financial statements.

---

**NOTES TO FINANCIAL STATEMENTS**

---

## 23. Reinsurance

## A. Ceded Reinsurance Report

## Section 3 - Ceded Reinsurance Report - Part B

(2) Have any new agreements been executed or existing agreements amended, since January 1 of the year of this statement, to include policies or contracts that were in force or which had existing reserves established by the company as of the effective date of the agreement?

Yes (  )      No (  )

If yes, what is the amount of reinsurance credits, whether an asset or a reduction of liability, taken for such new agreements or amendments?      \$651,121,757

No other significant changes

## 24. Retrospectively Rated Contracts &amp; Contracts Subject to Redetermination

The Company does not have any retrospectively rated contracts or contracts subject to redetermination as of March 31, 2025.

## 25. Change in Incurred Losses and Loss Adjustment Expenses - None

## 26. Intercompany Pooling Arrangements - None

## 27. Structured Settlements - None

## 28. Health Care Receivables - None

## 29. Participating Policies - No Significant Change

## 30. Premium Deficiency Reserves - Not Applicable

## 31. Reserves for Life Contracts and Annuity Contracts - No Significant Change

## 32. Analysis of Annuity Actuarial Reserves and Deposit-Type Liabilities by Withdrawal Characteristics - No Significant Change

## 33. Analysis of Life Actuarial Reserves by Withdrawal Characteristics - No Significant Change

## 34. Premiums and Annuity Considerations Deferred and Uncollected - No Significant Change

## 35. Separate Accounts - No Significant Change

## 36. Loss/Claim Adjustment Expenses - None

# GENERAL INTERROGATORIES

## PART 1 - COMMON INTERROGATORIES

### GENERAL

- 1.1 Did the reporting entity experience any material transactions requiring the filing of Disclosure of Material Transactions with the State of Domicile, as required by the Model Act? ..... Yes [ ] No [ X ]
- 1.2 If yes, has the report been filed with the domiciliary state? ..... Yes [ ] No [ ]
- 2.1 Has any change been made during the year of this statement in the charter, by-laws, articles of incorporation, or deed of settlement of the reporting entity? ..... Yes [ ] No [ X ]
- 2.2 If yes, date of change: .....
- 3.1 Is the reporting entity a member of an Insurance Holding Company System consisting of two or more affiliated persons, one or more of which is an insurer? ..... Yes [ X ] No [ ]  
If yes, complete Schedule Y, Parts 1 and 1A.
- 3.2 Have there been any substantial changes in the organizational chart since the prior quarter end? ..... Yes [ ] No [ X ]
- 3.3 If the response to 3.2 is yes, provide a brief description of those changes.  
.....
- 3.4 Is the reporting entity publicly traded or a member of a publicly traded group? ..... Yes [ X ] No [ ]
- 3.5 If the response to 3.4 is yes, provide the CIK (Central Index Key) code issued by the SEC for the entity/group. .... 0001934850
- 4.1 Has the reporting entity been a party to a merger or consolidation during the period covered by this statement? ..... Yes [ ] No [ X ]
- 4.2 If yes, provide the name of the entity, NAIC Company Code, and state of domicile (use two letter state abbreviation) for any entity that has ceased to exist as a result of the merger or consolidation.

1	2	3
Name of Entity	NAIC Company Code	State of Domicile

5. If the reporting entity is subject to a management agreement, including third-party administrator(s), managing general agent(s), attorney-in-fact, or similar agreement, have there been any significant changes regarding the terms of the agreement or principals involved? ..... Yes [ ] No [ X ] N/A [ ]  
If yes, attach an explanation.  
.....
- 6.1 State as of what date the latest financial examination of the reporting entity was made or is being made. .... 12/31/2022
- 6.2 State the as of date that the latest financial examination report became available from either the state of domicile or the reporting entity. This date should be the date of the examined balance sheet and not the date the report was completed or released. .... 12/31/2022
- 6.3 State as of what date the latest financial examination report became available to other states or the public from either the state of domicile or the reporting entity. This is the release date or completion date of the examination report and not the date of the examination (balance sheet date). .... 05/15/2024
- 6.4 By what department or departments?  
Iowa Insurance Division .....
- 6.5 Have all financial statement adjustments within the latest financial examination report been accounted for in a subsequent financial statement filed with Departments? ..... Yes [ ] No [ ] N/A [ X ]
- 6.6 Have all of the recommendations within the latest financial examination report been complied with? ..... Yes [ ] No [ ] N/A [ X ]
- 7.1 Has this reporting entity had any Certificates of Authority, licenses or registrations (including corporate registration, if applicable) suspended or revoked by any governmental entity during the reporting period? ..... Yes [ ] No [ X ]
- 7.2 If yes, give full information:  
.....
- 8.1 Is the company a subsidiary of a bank holding company regulated by the Federal Reserve Board? ..... Yes [ ] No [ X ]
- 8.2 If response to 8.1 is yes, please identify the name of the bank holding company.  
.....
- 8.3 Is the company affiliated with one or more banks, thrifts or securities firms? ..... Yes [ X ] No [ ]
- 8.4 If response to 8.3 is yes, please provide below the names and location (city and state of the main office) of any affiliates regulated by a federal regulatory services agency [i.e. the Federal Reserve Board (FRB), the Office of the Comptroller of the Currency (OCC), the Federal Deposit Insurance Corporation (FDIC) and the Securities Exchange Commission (SEC)] and identify the affiliate's primary federal regulator.

1	2	3	4	5	6
Affiliate Name	Location (City, State)	FRB	OCC	FDIC	SEC
Fidelity & Guaranty Securities, LLC .....	Des Moines, Iowa .....				...YES...

STATEMENT AS OF MARCH 31, 2025 OF THE FIDELITY & GUARANTY LIFE INSURANCE COMPANY  
**GENERAL INTERROGATORIES**

- 9.1 Are the senior officers (principal executive officer, principal financial officer, principal accounting officer or controller, or persons performing similar functions) of the reporting entity subject to a code of ethics, which includes the following standards? ..... Yes [ X ] No [ ]  
 (a) Honest and ethical conduct, including the ethical handling of actual or apparent conflicts of interest between personal and professional relationships;  
 (b) Full, fair, accurate, timely and understandable disclosure in the periodic reports required to be filed by the reporting entity;  
 (c) Compliance with applicable governmental laws, rules and regulations;  
 (d) The prompt internal reporting of violations to an appropriate person or persons identified in the code; and  
 (e) Accountability for adherence to the code.
- 9.11 If the response to 9.1 is No, please explain:  
 .....
- 9.2 Has the code of ethics for senior managers been amended? ..... Yes [ ] No [ X ]
- 9.21 If the response to 9.2 is Yes, provide information related to amendment(s).  
 .....
- 9.3 Have any provisions of the code of ethics been waived for any of the specified officers? ..... Yes [ ] No [ X ]
- 9.31 If the response to 9.3 is Yes, provide the nature of any waiver(s).  
 .....

**FINANCIAL**

- 10.1 Does the reporting entity report any amounts due from parent, subsidiaries or affiliates on Page 2 of this statement? ..... Yes [ X ] No [ ]
- 10.2 If yes, indicate any amounts receivable from parent included in the Page 2 amount: ..... \$ .....

**INVESTMENT**

- 11.1 Were any of the stocks, bonds, or other assets of the reporting entity loaned, placed under option agreement, or otherwise made available for use by another person? (Exclude securities under securities lending agreements.) ..... Yes [ ] No [ X ]
- 11.2 If yes, give full and complete information relating thereto:  
 .....
12. Amount of real estate and mortgages held in other invested assets in Schedule BA: ..... \$ ..... 770,999,247
13. Amount of real estate and mortgages held in short-term investments: ..... \$ .....
- 14.1 Does the reporting entity have any investments in parent, subsidiaries and affiliates? ..... Yes [ X ] No [ ]
- 14.2 If yes, please complete the following:

	1 Prior Year-End Book/Adjusted Carrying Value	2 Current Quarter Book/Adjusted Carrying Value
14.21 Bonds .....	\$ .....	\$ .....
14.22 Preferred Stock .....	\$ .....	\$ .....
14.23 Common Stock .....	\$ ..... 3,734,614,188	\$ ..... 4,085,769,775
14.24 Short-Term Investments .....	\$ .....	\$ .....
14.25 Mortgage Loans on Real Estate .....	\$ .....	\$ .....
14.26 All Other .....	\$ ..... 38,204,466	\$ ..... 40,573,239
14.27 Total Investment in Parent, Subsidiaries and Affiliates (Subtotal Lines 14.21 to 14.26) .....	\$ ..... 3,772,818,654	\$ ..... 4,126,343,014
14.28 Total Investment in Parent included in Lines 14.21 to 14.26 above .....	\$ .....	\$ .....

- 15.1 Has the reporting entity entered into any hedging transactions reported on Schedule DB? ..... Yes [ X ] No [ ]
- 15.2 If yes, has a comprehensive description of the hedging program been made available to the domiciliary state? ..... Yes [ X ] No [ ] N/A [ ]  
 If no, attach a description with this statement.  
 .....
16. For the reporting entity's security lending program, state the amount of the following as of the current statement date:
- 16.1 Total fair value of reinvested collateral assets reported on Schedule DL, Parts 1 and 2. .... \$ .....
- 16.2 Total book/adjusted carrying value of reinvested collateral assets reported on Schedule DL, Parts 1 and 2 ..... \$ .....
- 16.3 Total payable for securities lending reported on the liability page. .... \$ .....

STATEMENT AS OF MARCH 31, 2025 OF THE FIDELITY & GUARANTY LIFE INSURANCE COMPANY  
**GENERAL INTERROGATORIES**

17. Excluding items in Schedule E - Part 3 - Special Deposits, real estate, mortgage loans and investments held physically in the reporting entity's offices, vaults or safety deposit boxes, were all stocks, bonds and other securities, owned throughout the current year held pursuant to a custodial agreement with a qualified bank or trust company in accordance with Section 1, III - General Examination Considerations, F. Outsourcing of Critical Functions, Custodial or Safekeeping Agreements of the NAIC Financial Condition Examiners Handbook? ..... Yes [ X ] No [ ]
- 17.1 For all agreements that comply with the requirements of the NAIC Financial Condition Examiners Handbook, complete the following:

1 Name of Custodian(s)	2 Custodian Address
Federal Home Loan Bank of Atlanta .....	1475 Peachtree Street, 11th Floor, Atlanta, GA 30309 .....
Citibank N.A. ....	390 Greenwich Street, New York, NY 10013 .....

- 17.2 For all agreements that do not comply with the requirements of the NAIC Financial Condition Examiners Handbook, provide the name, location and a complete explanation:

1 Name(s)	2 Location(s)	3 Complete Explanation(s)

- 17.3 Have there been any changes, including name changes, in the custodian(s) identified in 17.1 during the current quarter? ..... Yes [ ] No [ X ]
- 17.4 If yes, give full information relating thereto:

1 Old Custodian	2 New Custodian	3 Date of Change	4 Reason

- 17.5 Investment management – Identify all investment advisors, investment managers, broker/dealers, including individuals that have the authority to make investment decisions on behalf of the reporting entity. This includes both primary and sub-advisors. For assets that are managed internally by employees of the reporting entity, note as such. ["...that have access to the investment accounts"; "...handle securities"]

1 Name of Firm or Individual	2 Affiliation
Blackstone ISG-I Advisors L.L.C. ....	U.....
Blackstone ISG-II Advisors L.L.C. ....	U.....
Blackstone Asset Based Finance Advisors LP .....	U.....
Blackstone Real Estate Special Situations Advisors L.L.C. ....	U.....
Blackstone Alternative Credit Advisors LP .....	U.....
Blackstone Liquid Credit Advisors I LLC .....	U.....
Blackstone Credit Systematic Strategies LLC .....	U.....
BlackRock Financial Management, Inc. ....	U.....
Allianz Capital Partners of America LLC .....	U.....
Lucid Management and Capital Partners LP .....	U.....
Payden and Rygel .....	U.....
Dws Investment Management Americas, Inc. ....	U.....
Ares Insurance Solutions LLC .....	U.....
Ares Alternative Credit Management LLC .....	U.....
Conning, Inc. ....	U.....
Strategic Partners Fund Solutions Advisors L.P. ....	U.....

- 17.5097 For those firms/individuals listed in the table for Question 17.5, do any firms/individuals unaffiliated with the reporting entity (i.e. designated with a "U") manage more than 10% of the reporting entity's invested assets?..... Yes [ X ] No [ ]

- 17.5098 For firms/individuals unaffiliated with the reporting entity (i.e. designated with a "U") listed in the table for Question 17.5, does the total assets under management aggregate to more than 50% of the reporting entity's invested assets?..... Yes [ X ] No [ ]

- 17.6 For those firms or individuals listed in the table for 17.5 with an affiliation code of "A" (affiliated) or "U" (unaffiliated), provide the information for the table below.

1 Central Registration Depository Number	2 Name of Firm or Individual	3 Legal Entity Identifier (LEI)	4 Registered With	5 Investment Management Agreement (IMA) Filed
289202 .....	Blackstone ISG-I Advisors L.L.C. ....	254900R5V605FY4HUE09 .....	SEC .....	NO.....
289550 .....	Blackstone ISG-II Advisors L.L.C. ....	254900R5V605FY4HUE09 .....	SEC .....	NO.....
120934 .....	Blackstone Asset Based Finance Advisors LP .....	4RKF18A1730FWB43LQ12 .....	SEC .....	NO.....
146043 .....	Blackstone Real Estate Special Situations Advisors L.L.C. ...	549300LUY356596MV847 .....	SEC .....	NO.....
137519 .....	Blackstone Alternative Credit Advisors LP .....	6YZN2LELRE8NOKM7UQ94 .....	SEC .....	NO.....
152294 .....	Blackstone Liquid Credit Advisors I LLC .....	549300MW2E5JWLBNVR92 .....	SEC .....	NO.....
134018 .....	Blackstone Credit Systematic Strategies LLC .....	1XXX1TAZLDJ23RVPNR83 .....	SEC .....	NO.....
107105 .....	BlackRock Financial Management, Inc. ....	549300LVXY1VJKE13M84 .....	SEC .....	NO.....
161684 .....	Allianz Capital Partners of America LLC .....	5493005JTEV40VDVNH32 .....	SEC .....	NO.....
287883 .....	Lucid Management and Capital Partners LP .....	254900AGIT12GUPFM793 .....	SEC .....	NO.....
107160 .....	Payden and Rygel .....	L2GZIMS RUEFTFNIS0711 .....	Not Registered .....	NO.....
10451 .....	Dws Investment Management Americas, Inc. ....	CZ83K4EEEX8QVCT3B128 .....	SEC .....	NO.....
	Ares Insurance Solutions LLC .....		SEC .....	NO.....
	Ares Alternative Credit Management LLC .....		SEC .....	NO.....
107423 .....	Conning, Inc. ....	549300Z0G14KK37BDV40 .....	SEC .....	NO.....
134009 .....	Strategic Partners Fund Solutions Advisors L.P. ....	549300YI1N81ELZUMK98 .....	SEC .....	NO.....

STATEMENT AS OF MARCH 31, 2025 OF THE FIDELITY & GUARANTY LIFE INSURANCE COMPANY

- 18.1 Have all the filing requirements of the Purposes and Procedures Manual of the NAIC Investment Analysis Office been followed? ..... Yes [ X ] No [ ]
- 18.2 If no, list exceptions:  
 .....
19. By self-designating 5GI securities, the reporting entity is certifying the following elements for each self-designated 5GI security:  
 a. Documentation necessary to permit a full credit analysis of the security does not exist or an NAIC CRP credit rating for an FE or PL security is not available.  
 b. Issuer or obligor is current on all contracted interest and principal payments.  
 c. The insurer has an actual expectation of ultimate payment of all contracted interest and principal.  
 Has the reporting entity self-designated 5GI securities? ..... Yes [ X ] No [ ]
20. By self-designating PLGI securities, the reporting entity is certifying the following elements of each self-designated PLGI security:  
 a. The security was purchased prior to January 1, 2018.  
 b. The reporting entity is holding capital commensurate with the NAIC Designation reported for the security.  
 c. The NAIC Designation was derived from the credit rating assigned by an NAIC CRP in its legal capacity as a NRSRO which is shown on a current private letter rating held by the insurer and available for examination by state insurance regulators.  
 d. The reporting entity is not permitted to share this credit rating of the PL security with the SVO.  
 Has the reporting entity self-designated PLGI securities? ..... Yes [ ] No [ X ]
21. By assigning FE to a Schedule BA non-registered private fund, the reporting entity is certifying the following elements of each self-designated FE fund:  
 a. The shares were purchased prior to January 1, 2019.  
 b. The reporting entity is holding capital commensurate with the NAIC Designation reported for the security.  
 c. The security had a public credit rating(s) with annual surveillance assigned by an NAIC CRP in its legal capacity as an NRSRO prior to January 1, 2019.  
 d. The fund only or predominantly holds bonds in its portfolio.  
 e. The current reported NAIC Designation was derived from the public credit rating(s) with annual surveillance assigned by an NAIC CRP in its legal capacity as an NRSRO.  
 f. The public credit rating(s) with annual surveillance assigned by an NAIC CRP has not lapsed.  
 Has the reporting entity assigned FE to Schedule BA non-registered private funds that complied with the above criteria? ..... Yes [ ] No [ X ]

STATEMENT AS OF MARCH 31, 2025 OF THE FIDELITY & GUARANTY LIFE INSURANCE COMPANY  
**GENERAL INTERROGATORIES**

**PART 2 - LIFE AND ACCIDENT AND HEALTH COMPANIES/FRATERNAL BENEFIT SOCIETIES**

**Life and Accident Health Companies/Fraternal Benefit Societies:**

1. Report the statement value of mortgage loans at the end of this reporting period for the following categories: 1  
Amount
- 1.1 Long-Term Mortgages In Good Standing
- 1.11 Farm Mortgages .....\$.....
- 1.12 Residential Mortgages .....\$.....
- 1.13 Commercial Mortgages .....\$..... 2,345,334,840
- 1.14 Total Mortgages in Good Standing .....\$..... 2,345,334,840
- 1.2 Long-Term Mortgages In Good Standing with Restructured Terms
- 1.21 Total Mortgages in Good Standing with Restructured Terms.....\$.....
- 1.3 Long-Term Mortgage Loans Upon which Interest is Overdue more than Three Months
- 1.31 Farm Mortgages .....\$.....
- 1.32 Residential Mortgages .....\$.....
- 1.33 Commercial Mortgages .....\$..... 6,126,265
- 1.34 Total Mortgages with Interest Overdue more than Three Months .....\$..... 6,126,265
- 1.4 Long-Term Mortgage Loans in Process of Foreclosure
- 1.41 Farm Mortgages .....\$.....
- 1.42 Residential Mortgages .....\$.....
- 1.43 Commercial Mortgages .....\$.....
- 1.44 Total Mortgages in Process of Foreclosure .....\$.....
- 1.5 Total Mortgage Loans (Lines 1.14 + 1.21 + 1.34 + 1.44) (Page 2, Column 3, Lines 3.1 + 3.2) .....\$..... 2,351,461,105
- 1.6 Long-Term Mortgages Foreclosed, Properties Transferred to Real Estate in Current Quarter
- 1.61 Farm Mortgages .....\$.....
- 1.62 Residential Mortgages .....\$.....
- 1.63 Commercial Mortgages .....\$.....
- 1.64 Total Mortgages Foreclosed and Transferred to Real Estate .....\$.....
2. Operating Percentages:
- 2.1 A&H loss percent ..... %
- 2.2 A&H cost containment percent ..... %
- 2.3 A&H expense percent excluding cost containment expenses ..... %
- 3.1 Do you act as a custodian for health savings accounts? ..... Yes [ ] No [ X ]
- 3.2 If yes, please provide the amount of custodial funds held as of the reporting date .....\$.....
- 3.3 Do you act as an administrator for health savings accounts? ..... Yes [ ] No [ X ]
- 3.4 If yes, please provide the balance of the funds administered as of the reporting date .....\$.....
4. Is the reporting entity licensed or chartered, registered, qualified, eligible or writing business in at least two states? ..... Yes [ X ] No [ ]
- 4.1 If no, does the reporting entity assume reinsurance business that covers risks residing in at least one state other than the state of domicile of the reporting entity? ..... Yes [ ] No [ ]

**Fraternal Benefit Societies Only:**

- 5.1 In all cases where the reporting entity has assumed accident and health risks from another company, provisions should be made in this statement on account of such reinsurances for reserve equal to that which the original company would have been required to establish had it retained the risks. Has this been done? ..... Yes [ ] No [ ] N/A [ ]
- 5.2 If no, explain:  
.....
- 6.1 Does the reporting entity have outstanding assessments in the form of liens against policy benefits that have increased surplus? ..... Yes [ ] No [ ]
- 6.2 If yes, what is the date(s) of the original lien and the total outstanding balance of liens that remain in surplus?

Date	Outstanding Lien Amount
.....	.....

**SCHEDULE S - CEDED REINSURANCE**

Showing All New Reinsurance Treaties - Current Year to Date

1 NAIC Company Code	2 ID Number	3 Effective Date	4 Name of Reinsurer	5 Domiciliary Jurisdiction	6 Type of Reinsurance Ceded	7 Type of Business Ceded	8 Type of Reinsurer	9 Certified Reinsurer Rating (1 through 6)	10 Effective Date of Certified Reinsurer Rating
<b>NONE</b>									

STATEMENT AS OF MARCH 31, 2025 OF THE FIDELITY & GUARANTY LIFE INSURANCE COMPANY  
**SCHEDULE T - PREMIUMS AND ANNUITY CONSIDERATIONS**

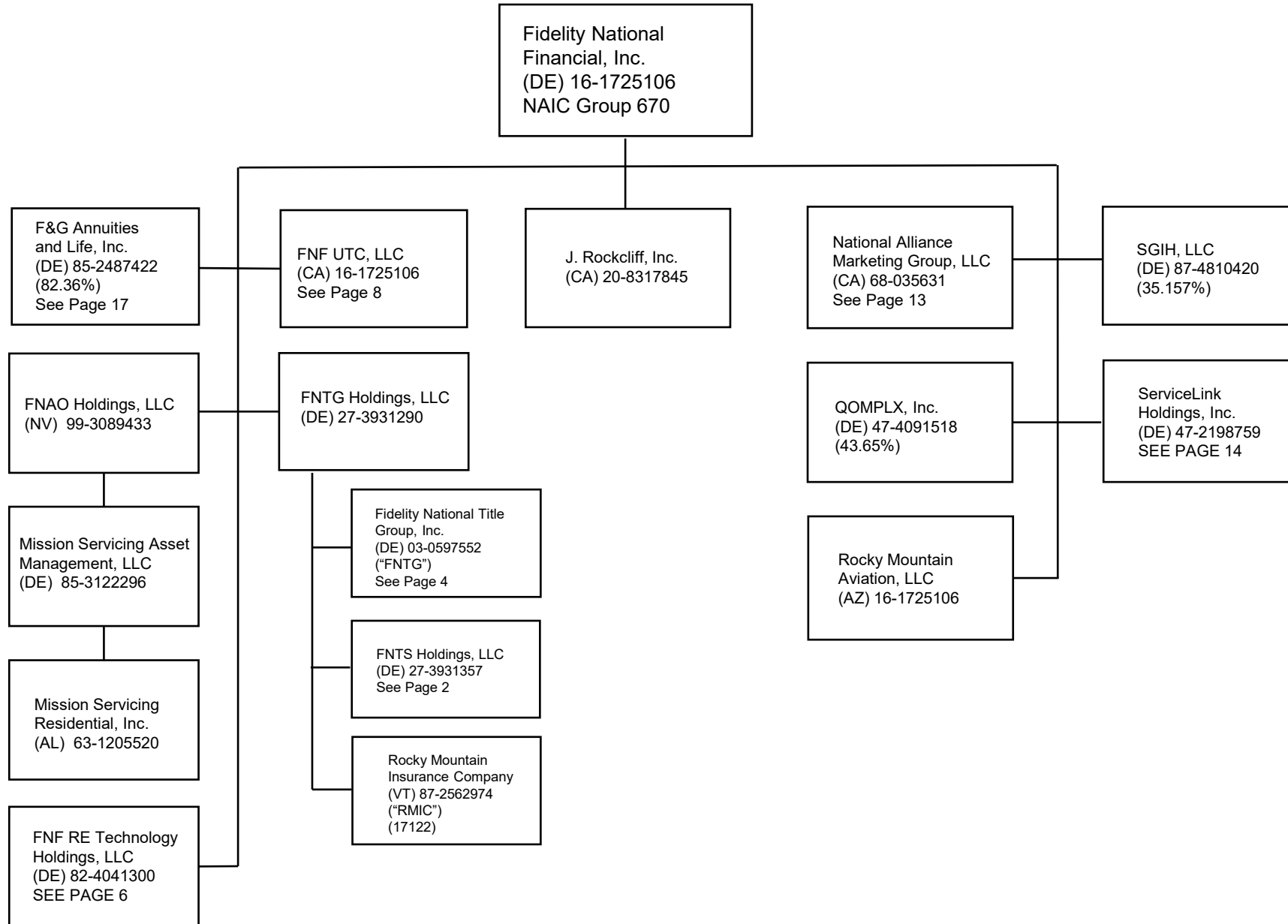
Current Year To Date - Allocated by States and Territories

	1	Life Contracts		Direct Business Only			
		2	3	4	5	6	7
States, Etc.	Active Status (a)	Life Insurance Premiums	Annuity Considerations	Accident and Health Insurance Premiums, Including Policy, Membership and Other Fees	Other Considerations	Total Columns 2 Through 5	Deposit-Type Contracts
1. Alabama	AL	L	1,652,798	24,871,016		26,523,814	
2. Alaska	AK	L	600,626	4,176,904		4,777,530	
3. Arizona	AZ	L	3,568,502	87,472,963		91,041,465	
4. Arkansas	AR	L	1,308,160	11,377,922		12,686,082	
5. California	CA	L	48,859,241	343,149,996		392,009,237	120,000
6. Colorado	CO	L	3,635,678	49,501,323		53,137,001	
7. Connecticut	CT	L	1,382,775	100,638,415		102,021,190	
8. Delaware	DE	L	698,901	10,566,968		11,265,869	349,699,000
9. District of Columbia	DC	L	215,742	3,182,144		3,397,886	
10. Florida	FL	L	15,719,119	180,355,043		196,074,162	114,336
11. Georgia	GA	L	8,061,316	57,038,405		65,099,721	1,026,403,660
12. Hawaii	HI	L	2,515,326	22,083,377		24,598,703	
13. Idaho	ID	L	631,952	5,638,364		6,270,316	
14. Illinois	IL	L	6,069,028	92,778,251		98,847,279	
15. Indiana	IN	L	3,415,076	25,083,463		28,498,539	
16. Iowa	IA	L	1,294,646	13,914,467		15,209,113	
17. Kansas	KS	L	1,076,673	11,666,945		12,743,618	
18. Kentucky	KY	L	1,495,441	20,119,720		21,615,161	
19. Louisiana	LA	L	1,506,040	15,302,121		16,808,161	
20. Maine	ME	L	281,272	23,763,827		24,045,099	
21. Maryland	MD	L	4,695,184	49,653,374		54,348,558	
22. Massachusetts	MA	L	2,762,658	52,213,724		54,976,382	45,633
23. Michigan	MI	L	3,469,165	101,708,526		105,177,691	
24. Minnesota	MN	L	8,947,113	22,165,573		31,112,686	
25. Mississippi	MS	L	1,197,174	11,471,171		12,668,345	
26. Missouri	MO	L	1,810,604	38,506,001		40,316,605	
27. Montana	MT	L	237,785	4,900,550		5,138,335	
28. Nebraska	NE	L	1,104,222	6,141,438		7,245,660	
29. Nevada	NV	L	3,484,358	12,128,040		15,612,398	
30. New Hampshire	NH	L	375,228	22,488,145		22,863,373	
31. New Jersey	NJ	L	8,653,612	99,171,906		107,825,518	
32. New Mexico	NM	L	852,281	19,241,657		20,093,938	
33. New York	NY	N	8,099,338	37,341,022		45,440,360	
34. North Carolina	NC	L	7,314,573	76,206,697		83,521,270	
35. North Dakota	ND	L	161,876	4,249,731		4,411,607	
36. Ohio	OH	L	3,027,804	64,760,883		67,788,687	
37. Oklahoma	OK	L	2,454,301	21,633,233		24,087,534	
38. Oregon	OR	L	1,388,560	13,436,390		14,824,950	
39. Pennsylvania	PA	L	4,611,512	121,277,327		125,888,839	
40. Rhode Island	RI	L	412,786	15,022,832		15,435,618	
41. South Carolina	SC	L	2,285,995	62,070,598		64,356,593	
42. South Dakota	SD	L	424,618	8,058,030		8,482,648	
43. Tennessee	TN	L	2,904,650	50,603,597		53,508,247	
44. Texas	TX	L	28,058,594	122,489,266		150,547,860	
45. Utah	UT	L	2,651,793	26,697,019		29,348,812	
46. Vermont	VT	L	96,824	4,669,246		4,766,070	
47. Virginia	VA	L	4,182,887	51,105,701		55,288,588	
48. Washington	WA	L	4,450,366	32,410,103		36,860,469	
49. West Virginia	WV	L	255,365	12,999,713		13,255,078	
50. Wisconsin	WI	L	4,786,801	34,629,153		39,415,954	
51. Wyoming	WY	L	290,989	1,379,194		1,670,183	
52. American Samoa	AS	N	1,029			1,029	
53. Guam	GU	N	49,506			49,506	
54. Puerto Rico	PR	L	463,836	11,708,692		12,172,528	
55. U.S. Virgin Islands	VI	N	29,264			29,264	
56. Northern Mariana Islands	MP	N					
57. Canada	CAN	N	6,248			6,248	
58. Aggregate Other Aliens	OT	XXX	13,709			13,709	
59. Subtotal	XXX		220,000,920	2,315,220,166		2,535,221,086	1,376,382,629
90. Reporting entity contributions for employee benefits plans	XXX						
91. Dividends or refunds applied to purchase paid-up additions and annuities	XXX		14,291			14,291	
92. Dividends or refunds applied to shorten endowment or premium paying period	XXX						
93. Premium or annuity considerations waived under disability or other contract provisions	XXX		266,240			266,240	
94. Aggregate or other amounts not allocable by State	XXX						
95. Totals (Direct Business)	XXX		220,281,451	2,315,220,166		2,535,501,617	1,376,382,629
96. Plus Reinsurance Assumed	XXX		84,006			84,006	
97. Totals (All Business)	XXX		220,365,457	2,315,220,166		2,535,585,623	1,376,382,629
98. Less Reinsurance Ceded	XXX		30,789,216	1,702,799,792		1,733,589,008	
99. Totals (All Business) less Reinsurance Ceded	XXX		189,576,241	612,420,374		801,996,615	1,376,382,629
<b>DETAILS OF WRITE-INS</b>							
58001. ZZZ Other Alien	XXX		13,709			13,709	
58002.	XXX						
58003.	XXX						
58998. Summary of remaining write-ins for Line 58 from overflow page	XXX						
58999. Totals (Lines 58001 through 58003 plus 58998)(Line 58 above)	XXX		13,709			13,709	
9401.	XXX						
9402.	XXX						
9403.	XXX						
9498. Summary of remaining write-ins for Line 94 from overflow page	XXX						
9499. Totals (Lines 9401 through 9403 plus 9498)(Line 94 above)	XXX						

(a) Active Status Counts:

- |  |  |
|--|--|
| 1. L - Licensed or Chartered - Licensed insurance carrier or domiciled RRG..... 51                 | 4. Q - Qualified - Qualified or accredited reinsurer.....                    |
| 2. R - Registered - Non-domiciled RRGs.....  | 5. N - None of the above - Not allowed to write business in the state..... 6 |
| 3. E - Eligible - Reporting entities eligible or approved to write surplus lines in the state..... |  |

STATEMENT AS OF MARCH 31, 2025 OF THE FIDELITY & GUARANTY LIFE INSURANCE COMPANY  
**SCHEDULE Y – INFORMATION CONCERNING ACTIVITIES OF INSURER MEMBERS OF A HOLDING COMPANY GROUP**  
**PART 1 – ORGANIZATIONAL CHART**

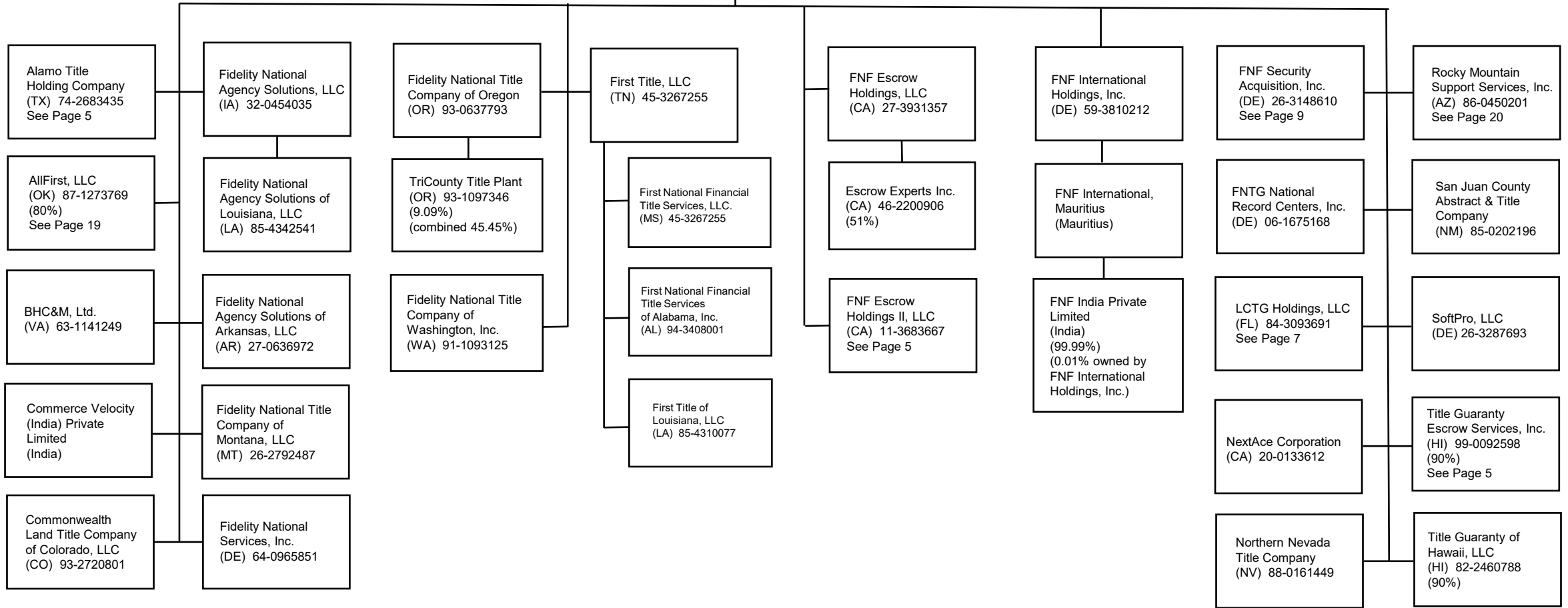


12

Unless otherwise noted, all ownership is 100%

**SCHEDULE Y – INFORMATION CONCERNING ACTIVITIES OF INSURER MEMBERS OF A HOLDING COMPANY GROUP**  
**PART 1 – ORGANIZATIONAL CHART**

FNTS Holdings, LLC  
 (DE) 27-3931357  
 See Page 1,  
 Continued on Page 3

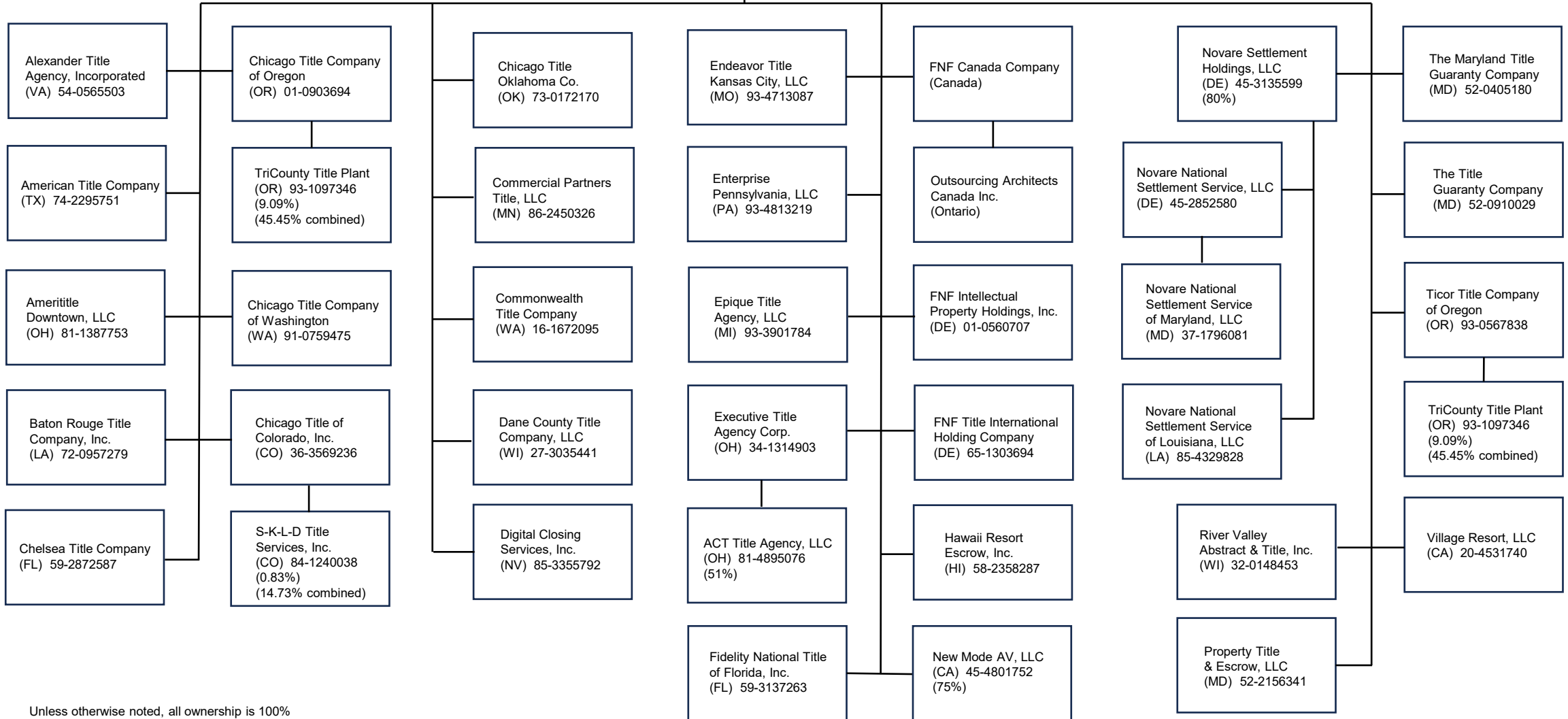


12.1

Unless otherwise noted, all ownership is 100%

**SCHEDULE Y – INFORMATION CONCERNING ACTIVITIES OF INSURER MEMBERS OF A HOLDING COMPANY GROUP**  
**PART 1 – ORGANIZATIONAL CHART**

FNTS Holdings, LLC  
 (DE) 27-3931357  
 See Page 1  
 Continued on Page 6



12.2

Unless otherwise noted, all ownership is 100%

**SCHEDULE Y – INFORMATION CONCERNING ACTIVITIES OF INSURER MEMBERS OF A HOLDING COMPANY GROUP  
PART 1 – ORGANIZATIONAL CHART**

Fidelity National  
Title Group, Inc.  
(DE) 03-0597552  
("FNTG") See Page 1

Alamo Title  
Insurance  
(TX) 74-0476580  
(50598) ("ATI")

Chicago Title  
Insurance Company  
(FL) 36-2468956  
(50229) ("CTI")

Fidelity National Title  
Insurance Company  
(FL) 86-0417131  
(51586) ("FNTIC")  
See Page 10

Title Data, Inc.  
(TX) 74-1586205  
(5.263%)  
(47.36% combined)

Chicago Title  
of Michigan, Inc.  
(MI) 38-1997202  
See Page 7

Commonwealth Land  
Title Insurance Company  
(FL) 23-1253755  
(50083) ("CLTIC")

Memphis, TN  
Joint Plant, LLC  
(TN) 48-1254790  
(25%) (75% combined)

National Title Insurance  
of New York Inc.  
(NY) 11-0627325  
(51020) ("National-NY")

TitleWave  
Southeast, LLC  
(DE) 47-2275372

12.3

Austin Data, Inc.  
(TX)  
(33.33% combined)

Fidelity National  
Management  
Services, LLC  
(DE) 77-0557476

Memphis, TN  
Joint Plant, LLC  
(TN) 48-1254790  
(25%) (75% combined)

Minority Interests  
Less than 50%  
See Page 7

TriCounty Title Plant  
(OR) 93-1097346  
(9.09%)  
(45.45% combined)

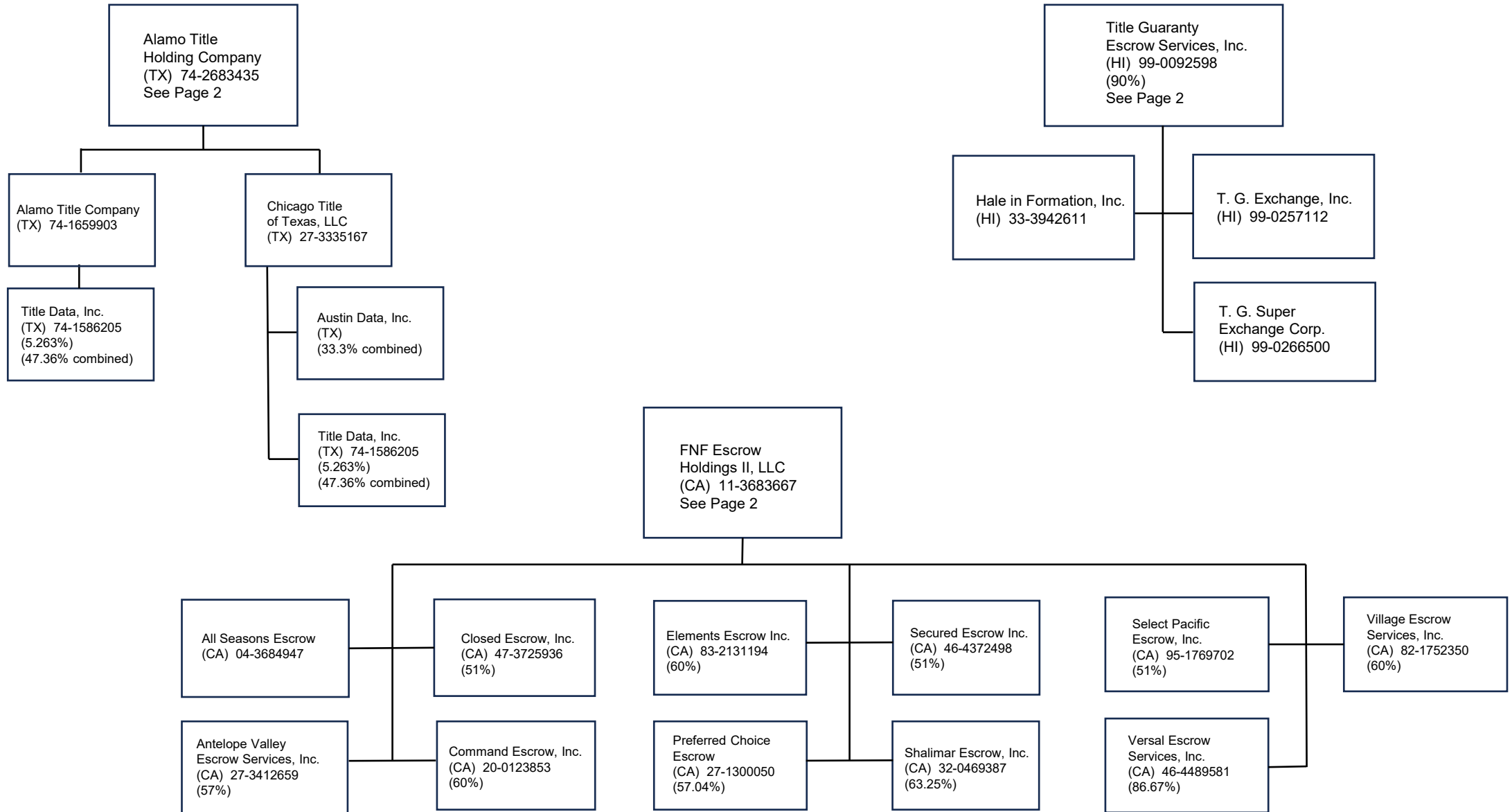
Chicago Title and  
Trust Company  
(IL) 81-3836216

Title Data, Inc.  
(TX) 74-1586205  
(5.263%)  
(47.36% combined)

Title Reinsurance  
Company  
(VT) 03-0311175  
(32336) (11.38%)  
(62.60% combined)

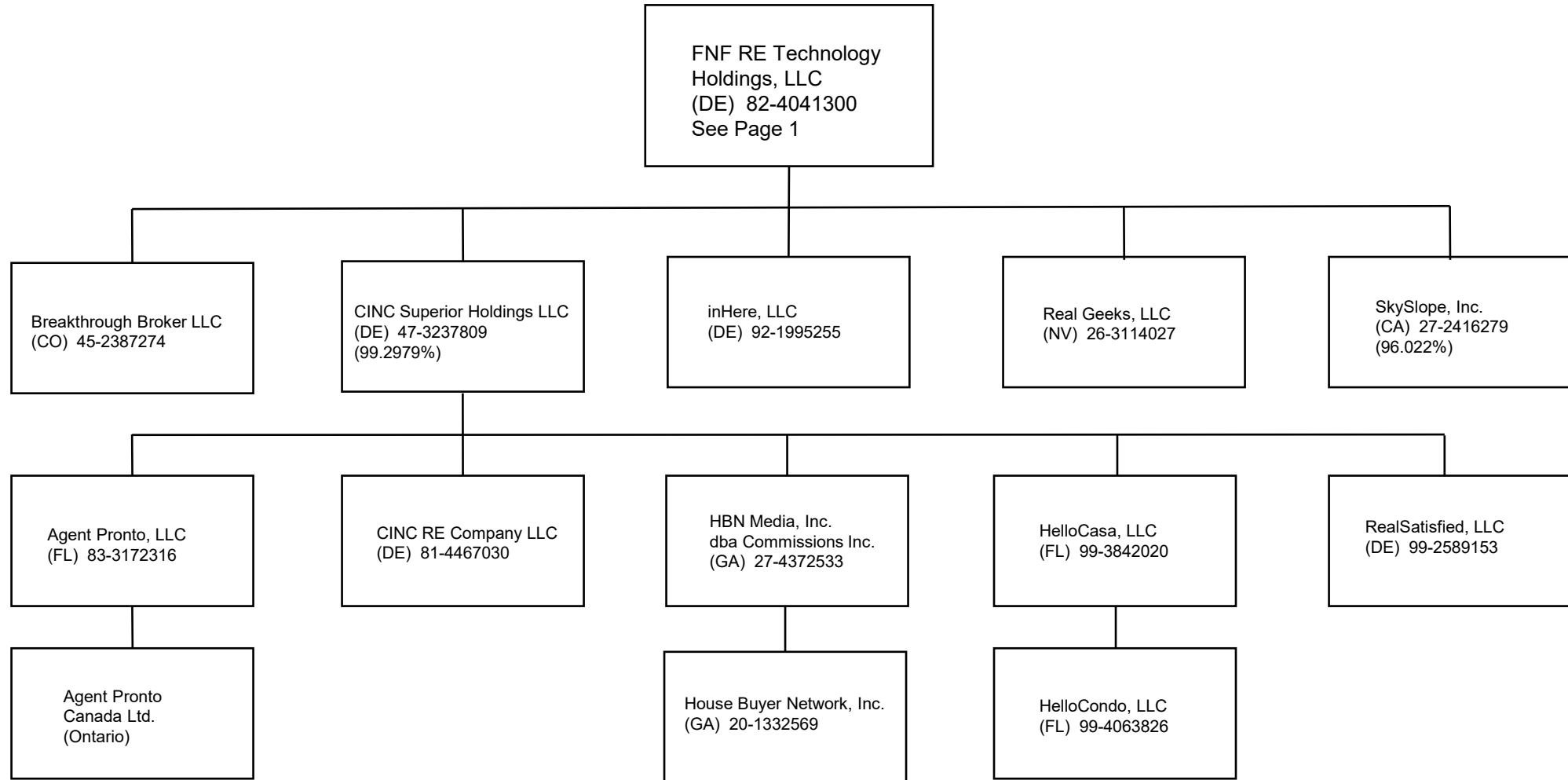
Title Reinsurance  
Company  
(VT) 03-0311175  
(32336) (11.38%)  
(62.60% combined)

**SCHEDULE Y – INFORMATION CONCERNING ACTIVITIES OF INSURER MEMBERS OF A HOLDING COMPANY GROUP  
PART 1 – ORGANIZATIONAL CHART**



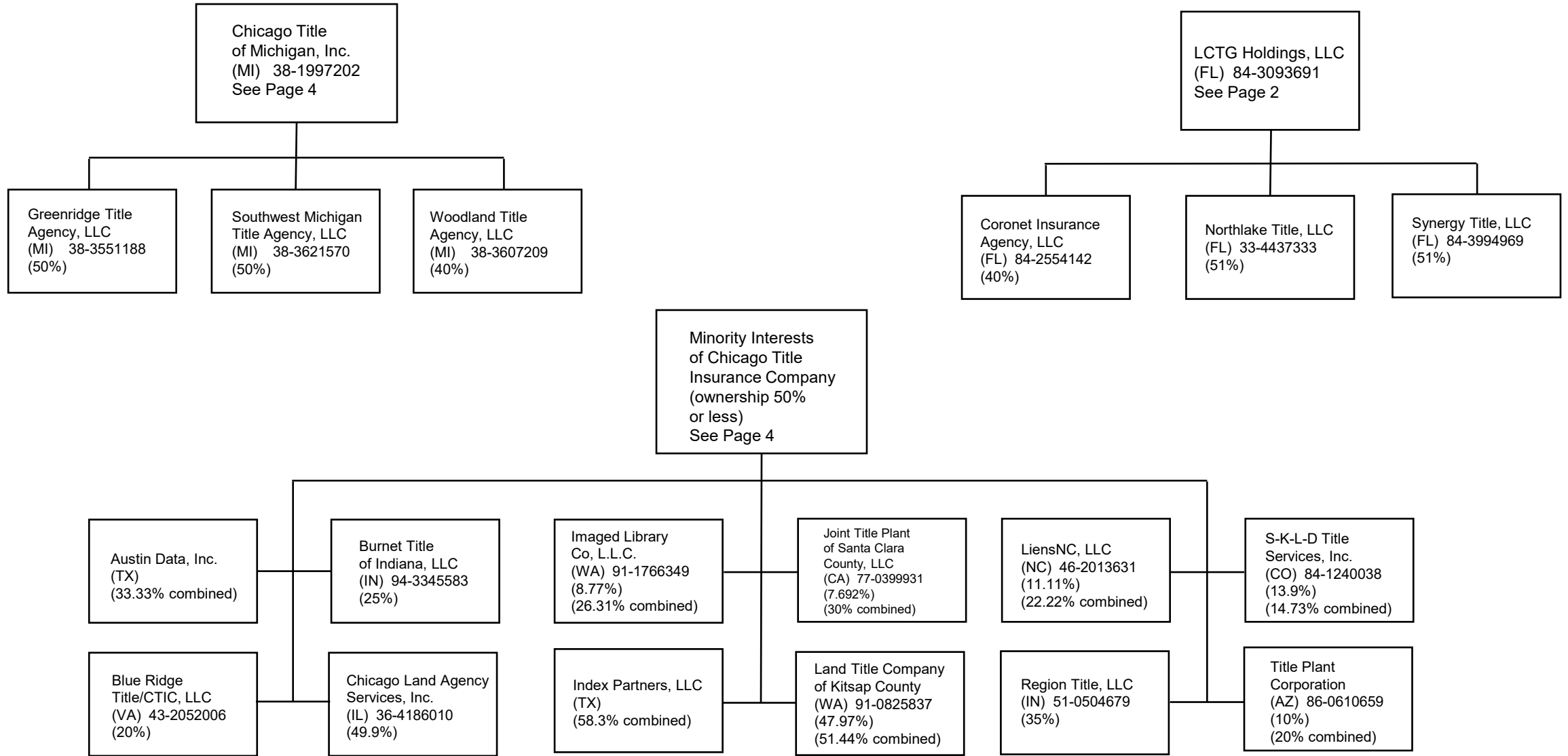
12.4

STATEMENT AS OF MARCH 31, 2025 OF THE FIDELITY & GUARANTY LIFE INSURANCE COMPANY  
**SCHEDULE Y – INFORMATION CONCERNING ACTIVITIES OF INSURER MEMBERS OF A HOLDING COMPANY GROUP**  
**PART 1 – ORGANIZATIONAL CHART**



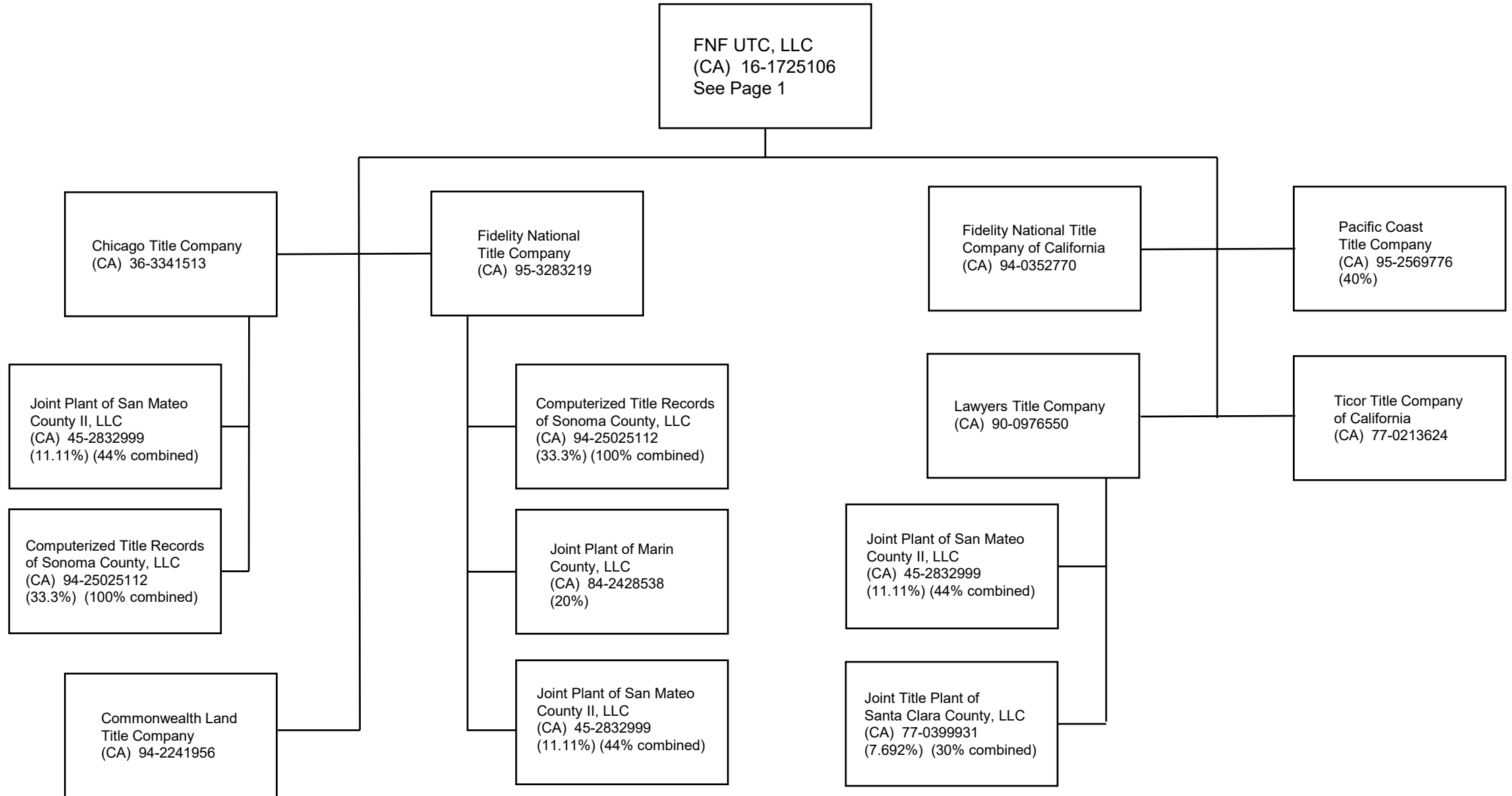
12.5

**SCHEDULE Y – INFORMATION CONCERNING ACTIVITIES OF INSURER MEMBERS OF A HOLDING COMPANY GROUP  
PART 1 – ORGANIZATIONAL CHART**



Unless otherwise noted, all ownership is 100%

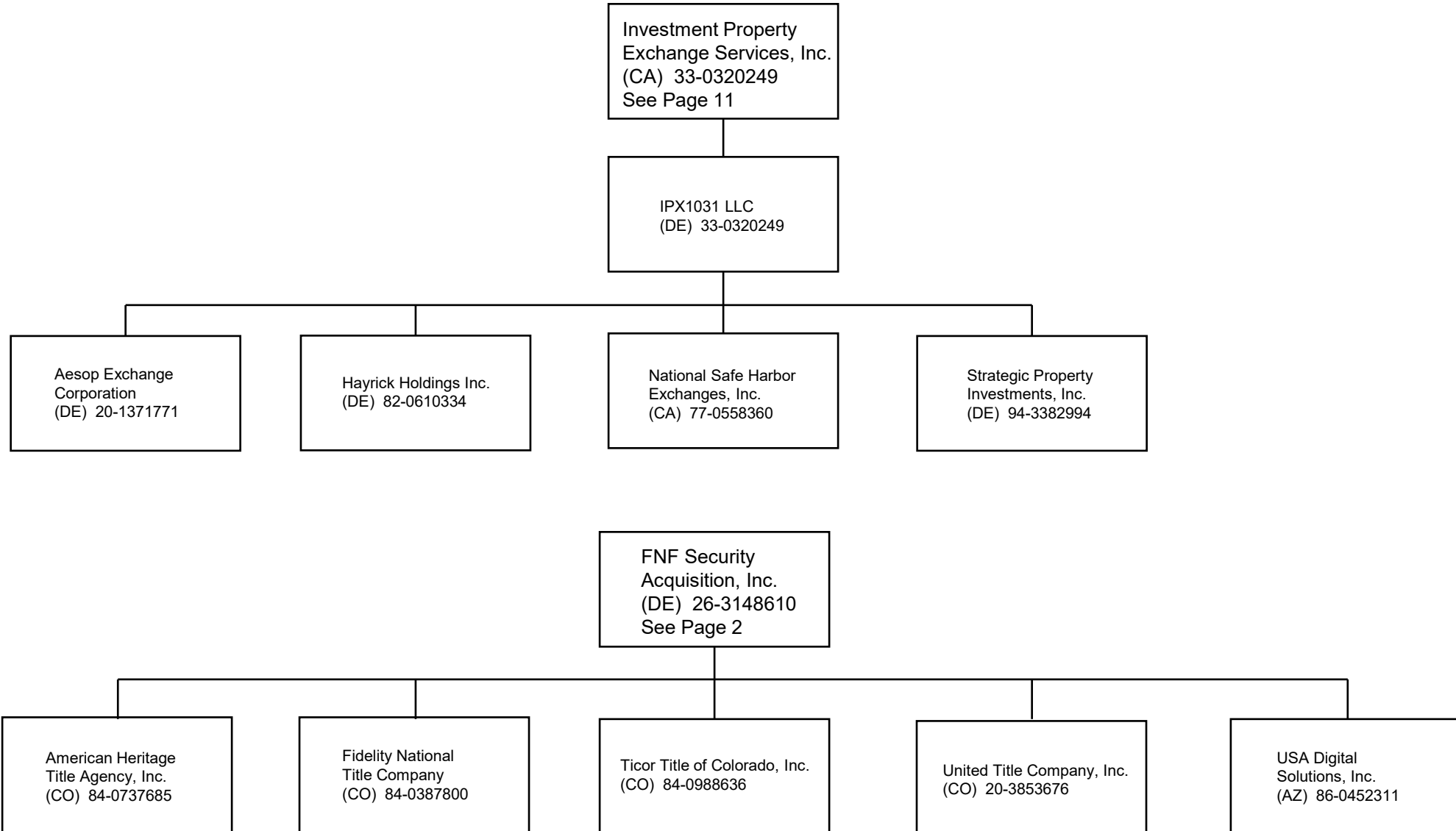
**SCHEDULE Y – INFORMATION CONCERNING ACTIVITIES OF INSURER MEMBERS OF A HOLDING COMPANY GROUP  
PART 1 – ORGANIZATIONAL CHART**



12.7

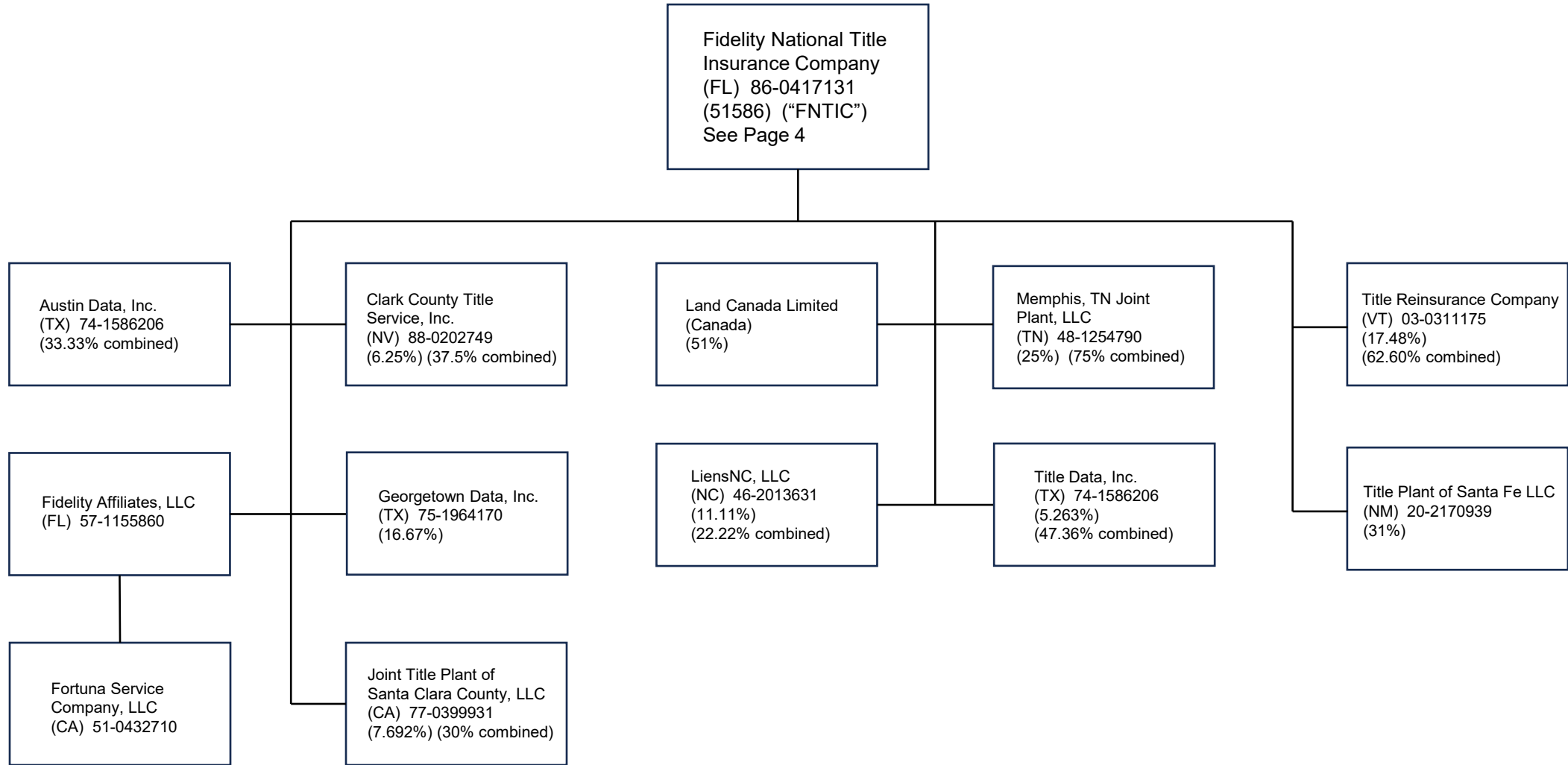
Unless otherwise noted, all ownership is 100%

**SCHEDULE Y – INFORMATION CONCERNING ACTIVITIES OF INSURER MEMBERS OF A HOLDING COMPANY GROUP  
PART 1 – ORGANIZATIONAL CHART**



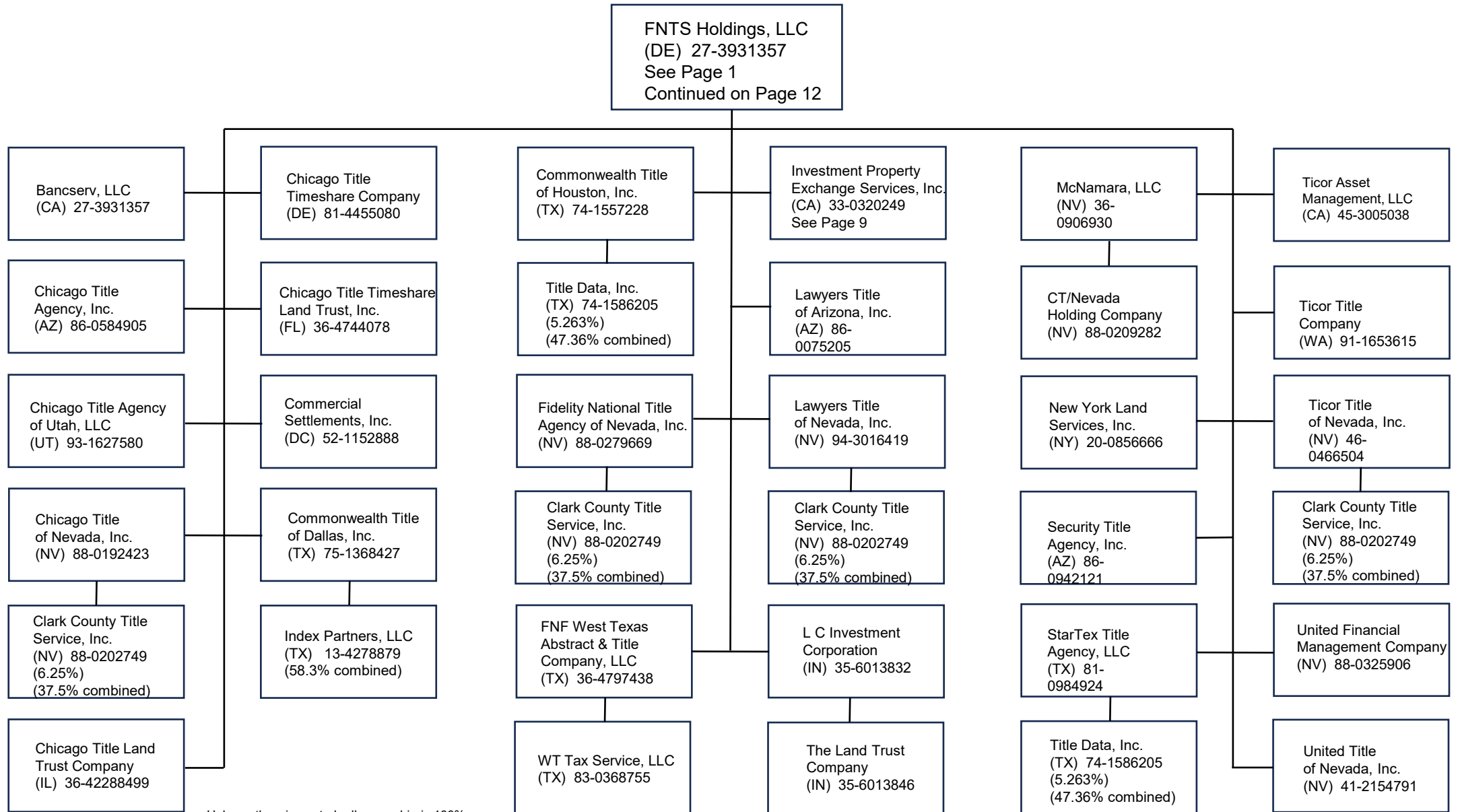
12.8

**SCHEDULE Y – INFORMATION CONCERNING ACTIVITIES OF INSURER MEMBERS OF A HOLDING COMPANY GROUP  
PART 1 – ORGANIZATIONAL CHART**



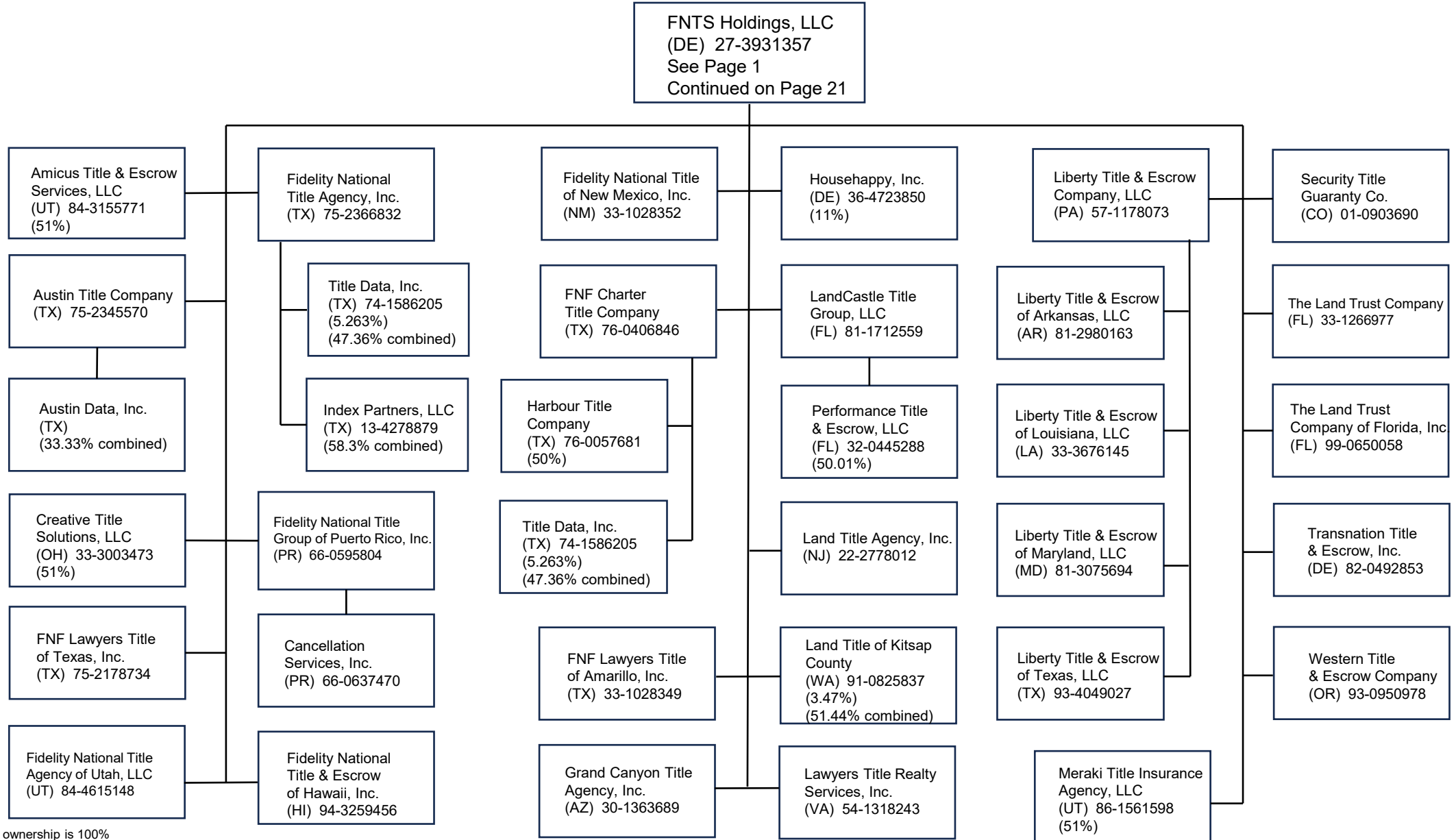
12.9

**SCHEDULE Y – INFORMATION CONCERNING ACTIVITIES OF INSURER MEMBERS OF A HOLDING COMPANY GROUP**  
**PART 1 – ORGANIZATIONAL CHART**



Unless otherwise noted, all ownership is 100%

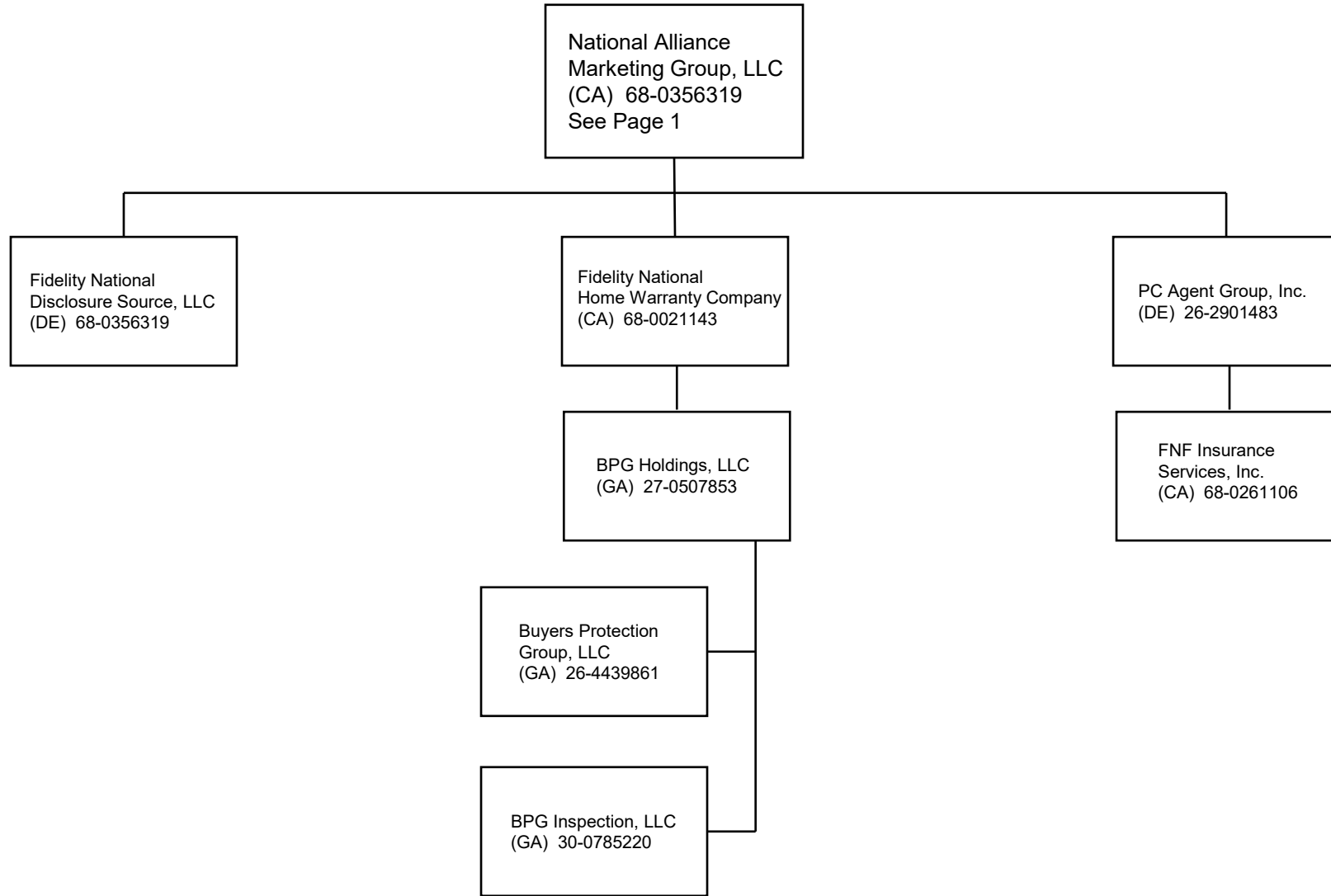
**SCHEDULE Y – INFORMATION CONCERNING ACTIVITIES OF INSURER MEMBERS OF A HOLDING COMPANY GROUP**  
**PART 1 – ORGANIZATIONAL CHART**



12.11

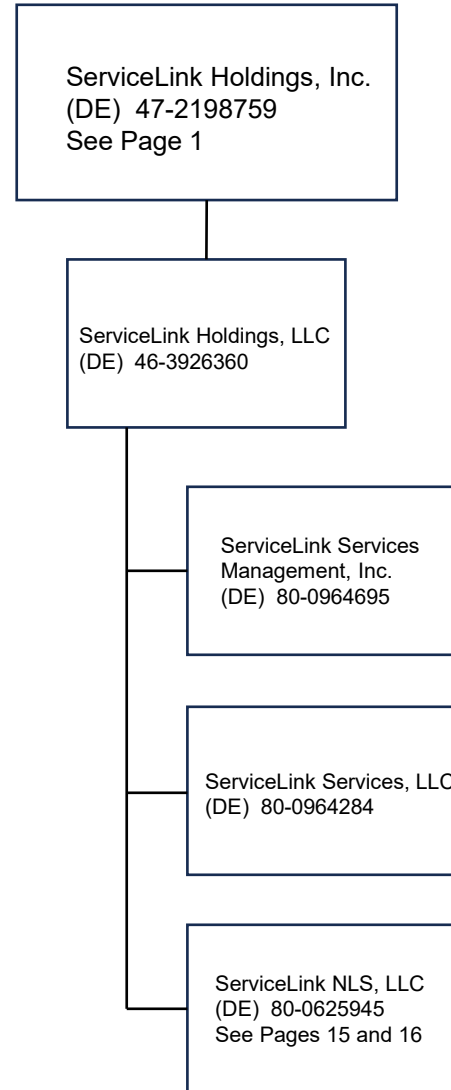
Unless otherwise noted, all ownership is 100%

**SCHEDULE Y – INFORMATION CONCERNING ACTIVITIES OF INSURER MEMBERS OF A HOLDING COMPANY GROUP  
PART 1 – ORGANIZATIONAL CHART**



12.12

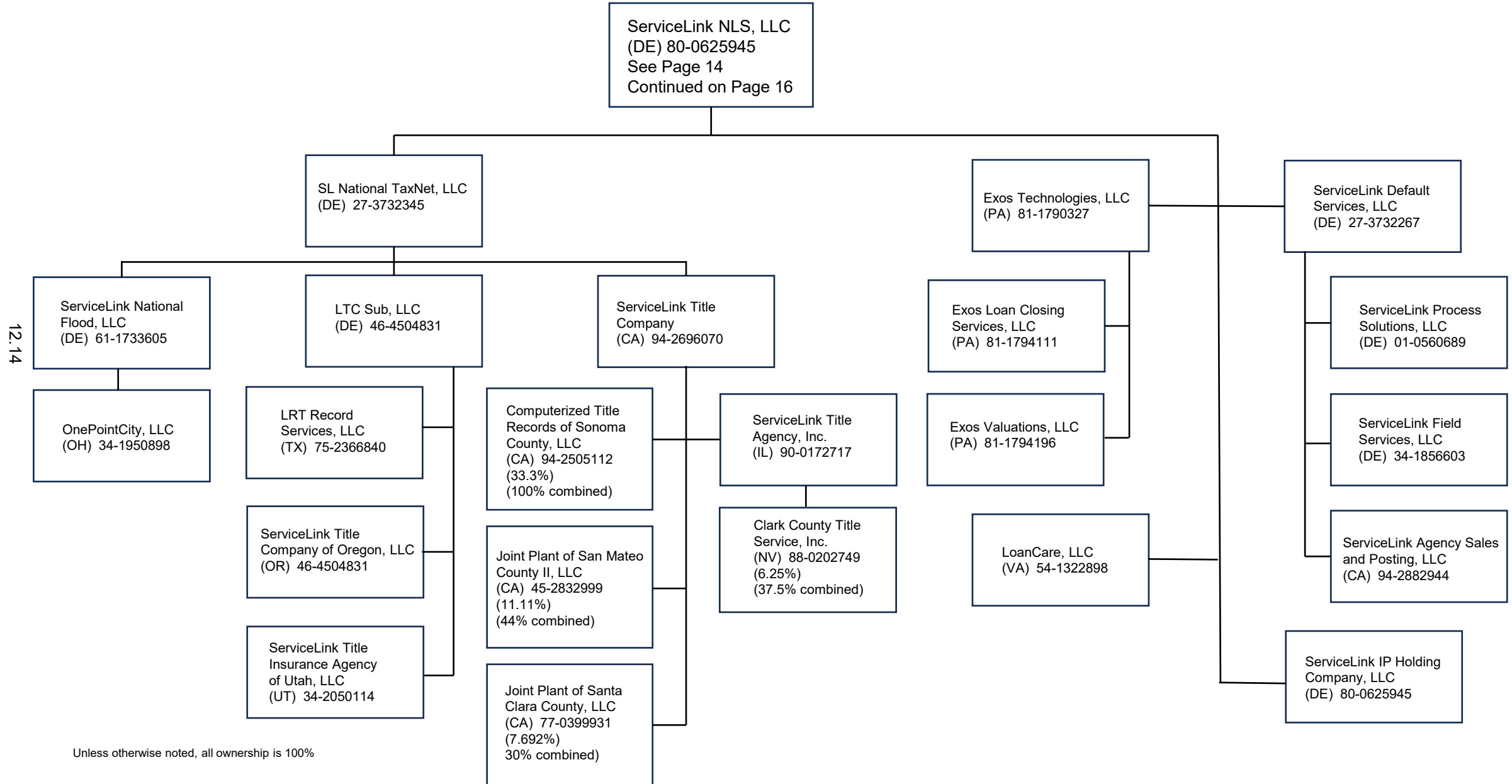
**SCHEDULE Y – INFORMATION CONCERNING ACTIVITIES OF INSURER MEMBERS OF A HOLDING COMPANY GROUP  
PART 1 – ORGANIZATIONAL CHART**



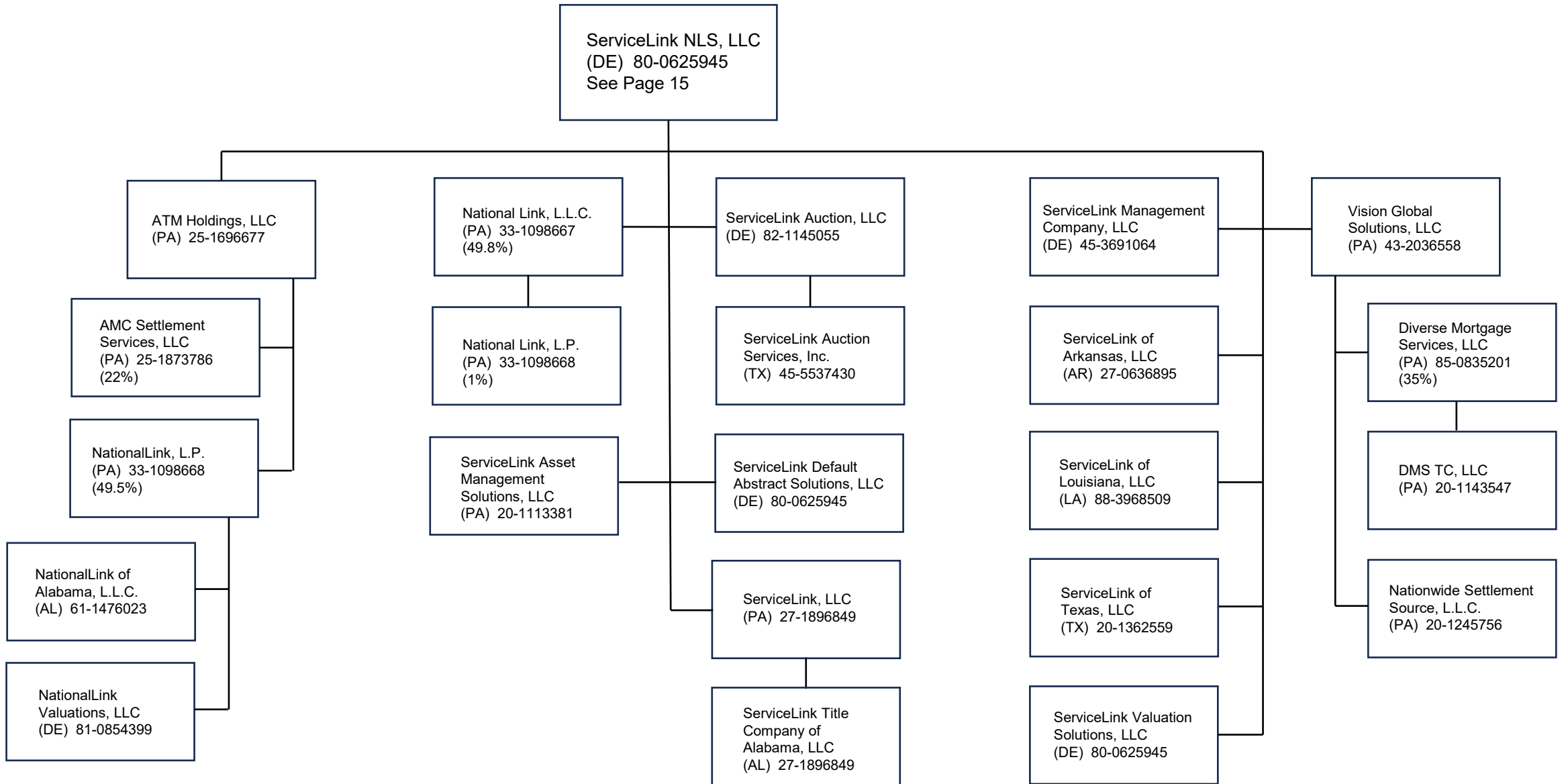
12.13

**SCHEDULE Y – INFORMATION CONCERNING ACTIVITIES OF INSURER MEMBERS OF A HOLDING COMPANY GROUP**

**PART 1 – ORGANIZATIONAL CHART**

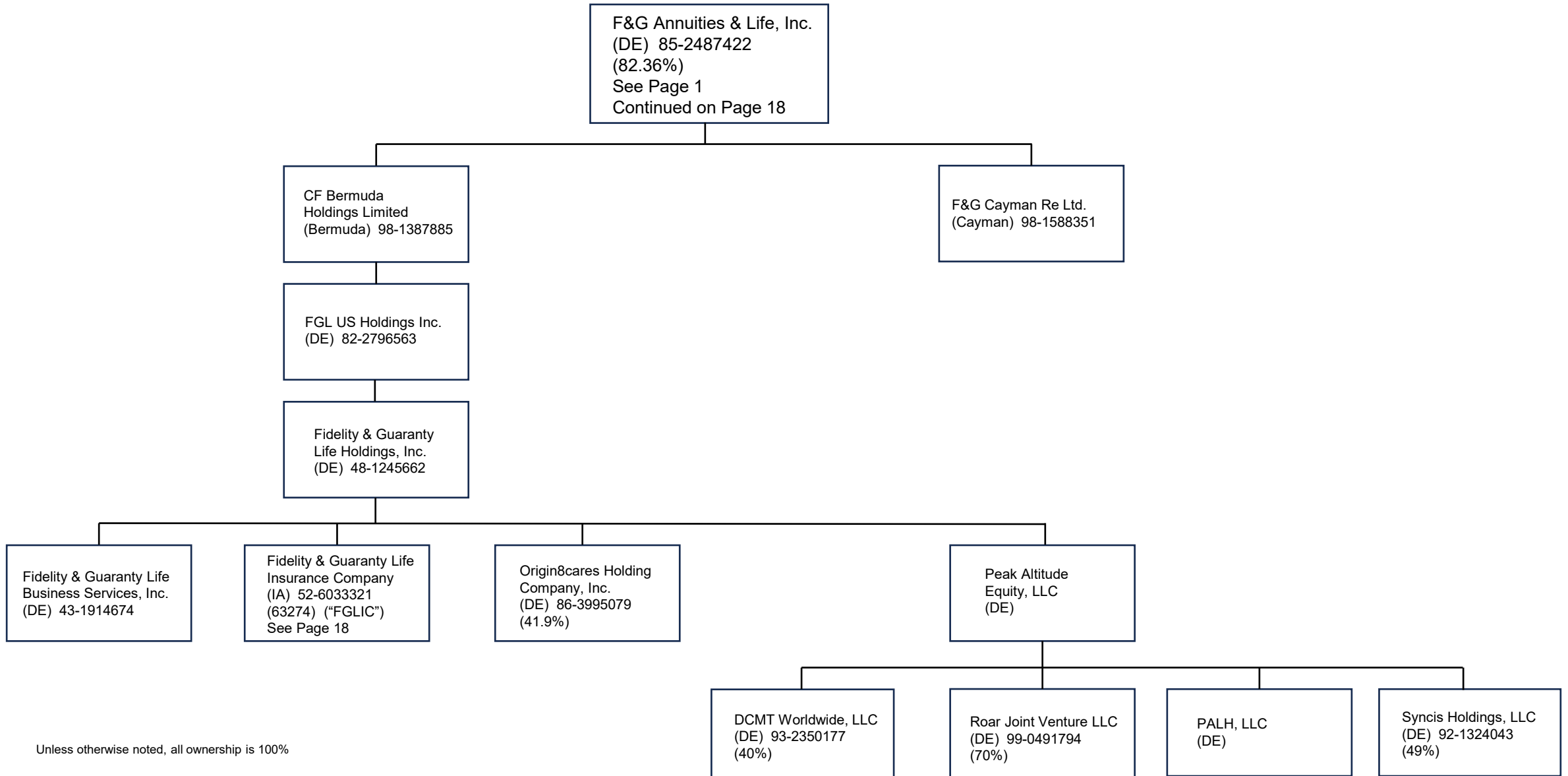


**SCHEDULE Y – INFORMATION CONCERNING ACTIVITIES OF INSURER MEMBERS OF A HOLDING COMPANY GROUP  
PART 1 – ORGANIZATIONAL CHART**



12.15

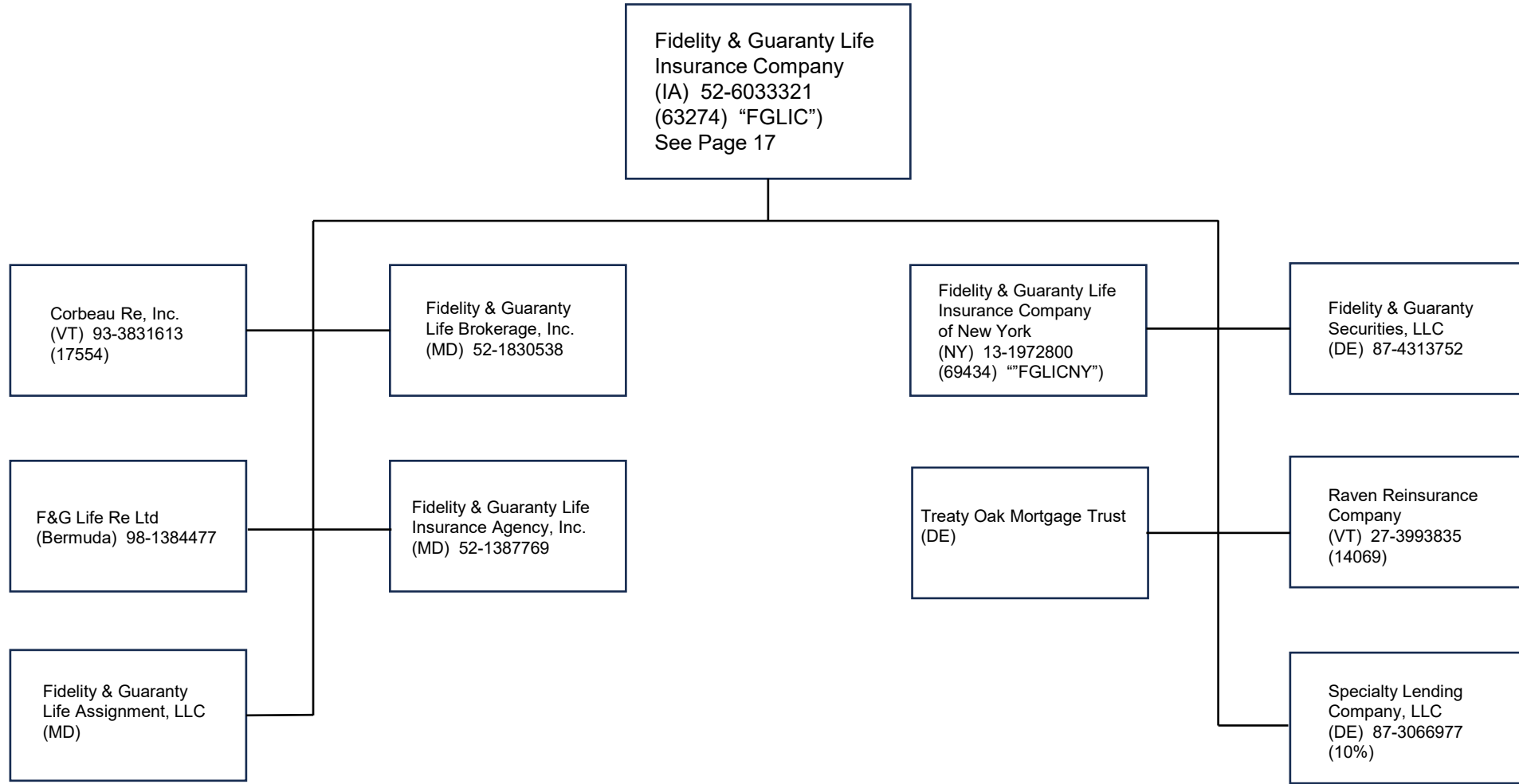
**SCHEDULE Y – INFORMATION CONCERNING ACTIVITIES OF INSURER MEMBERS OF A HOLDING COMPANY GROUP  
PART 1 – ORGANIZATIONAL CHART**



12.16

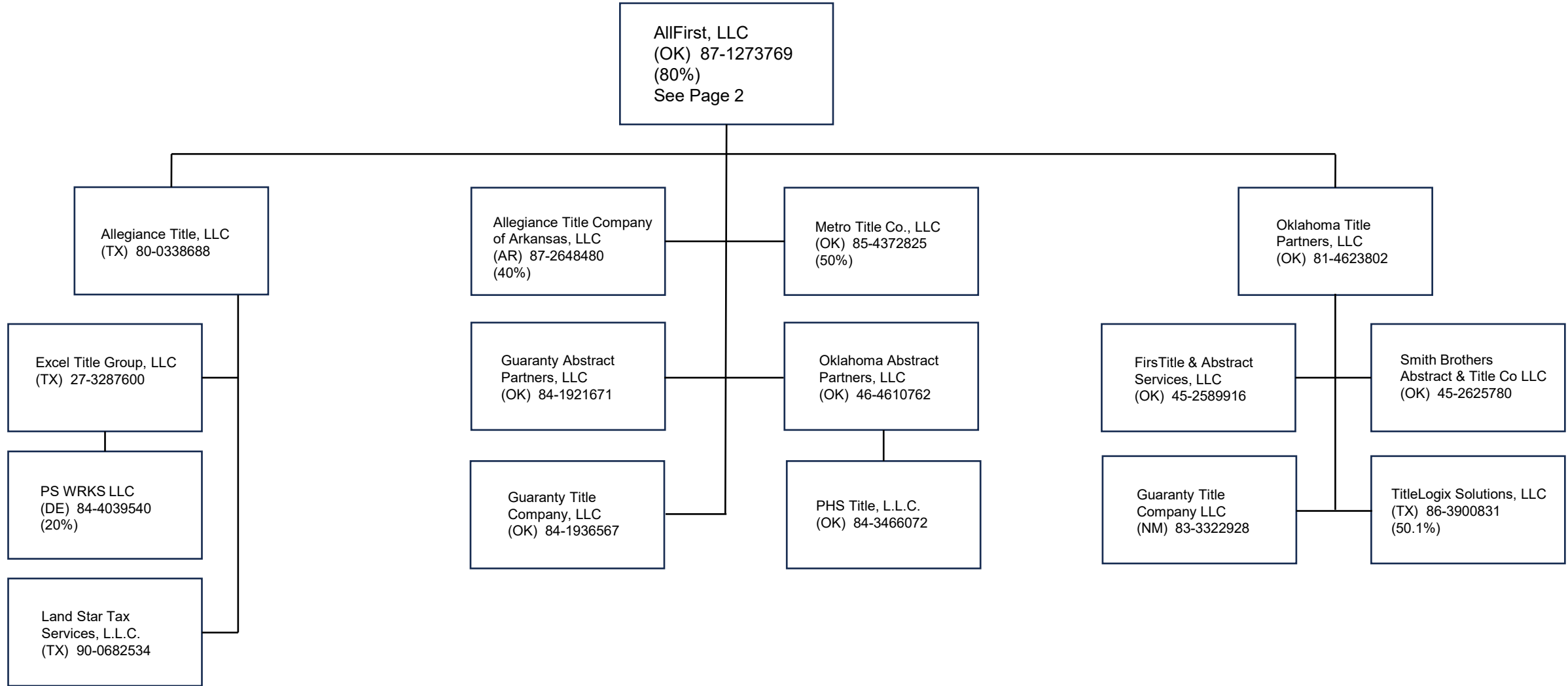
Unless otherwise noted, all ownership is 100%

**SCHEDULE Y – INFORMATION CONCERNING ACTIVITIES OF INSURER MEMBERS OF A HOLDING COMPANY GROUP  
PART 1 – ORGANIZATIONAL CHART**



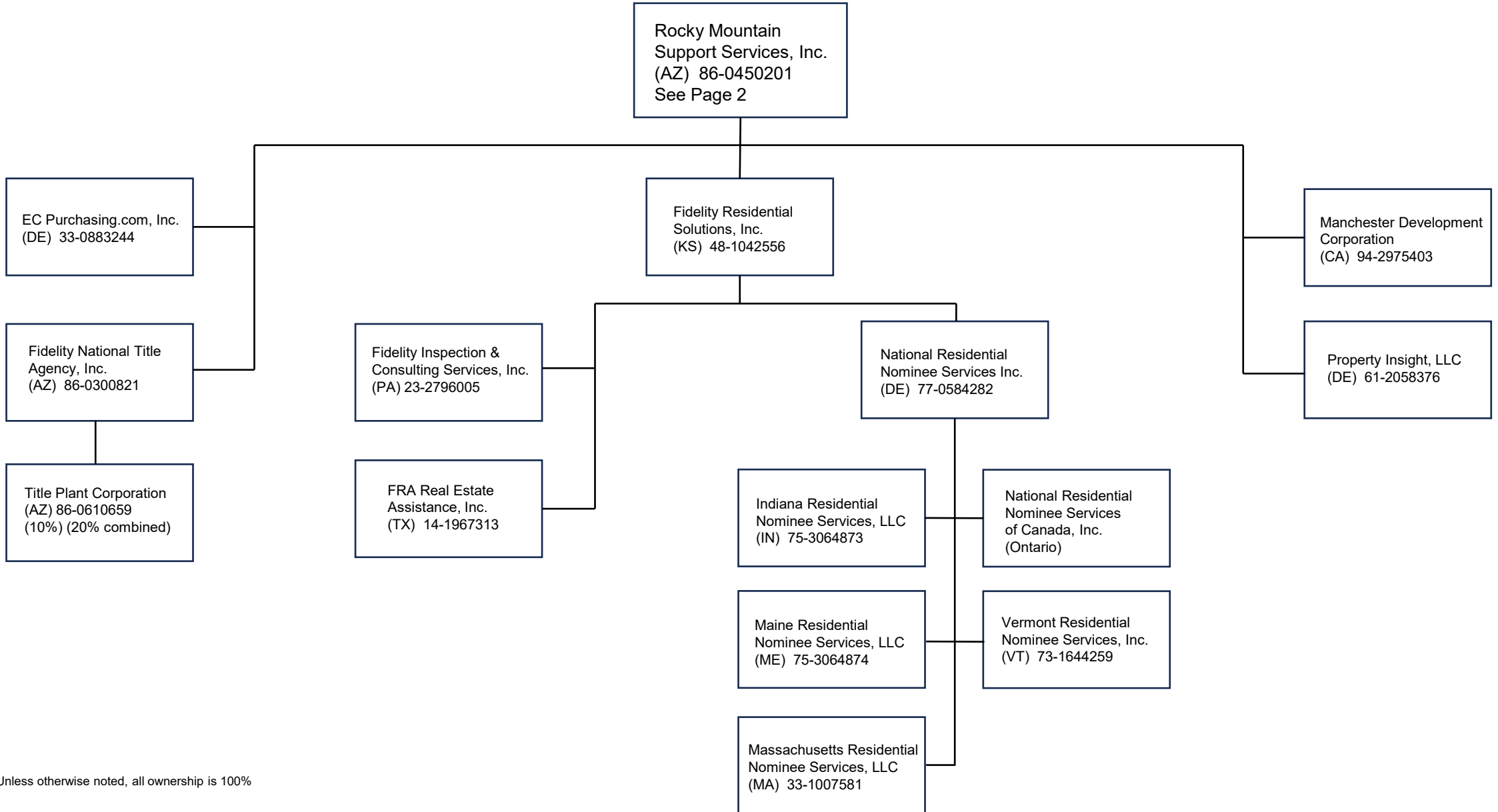
12.17

**SCHEDULE Y – INFORMATION CONCERNING ACTIVITIES OF INSURER MEMBERS OF A HOLDING COMPANY GROUP  
PART 1 – ORGANIZATIONAL CHART**



12.18

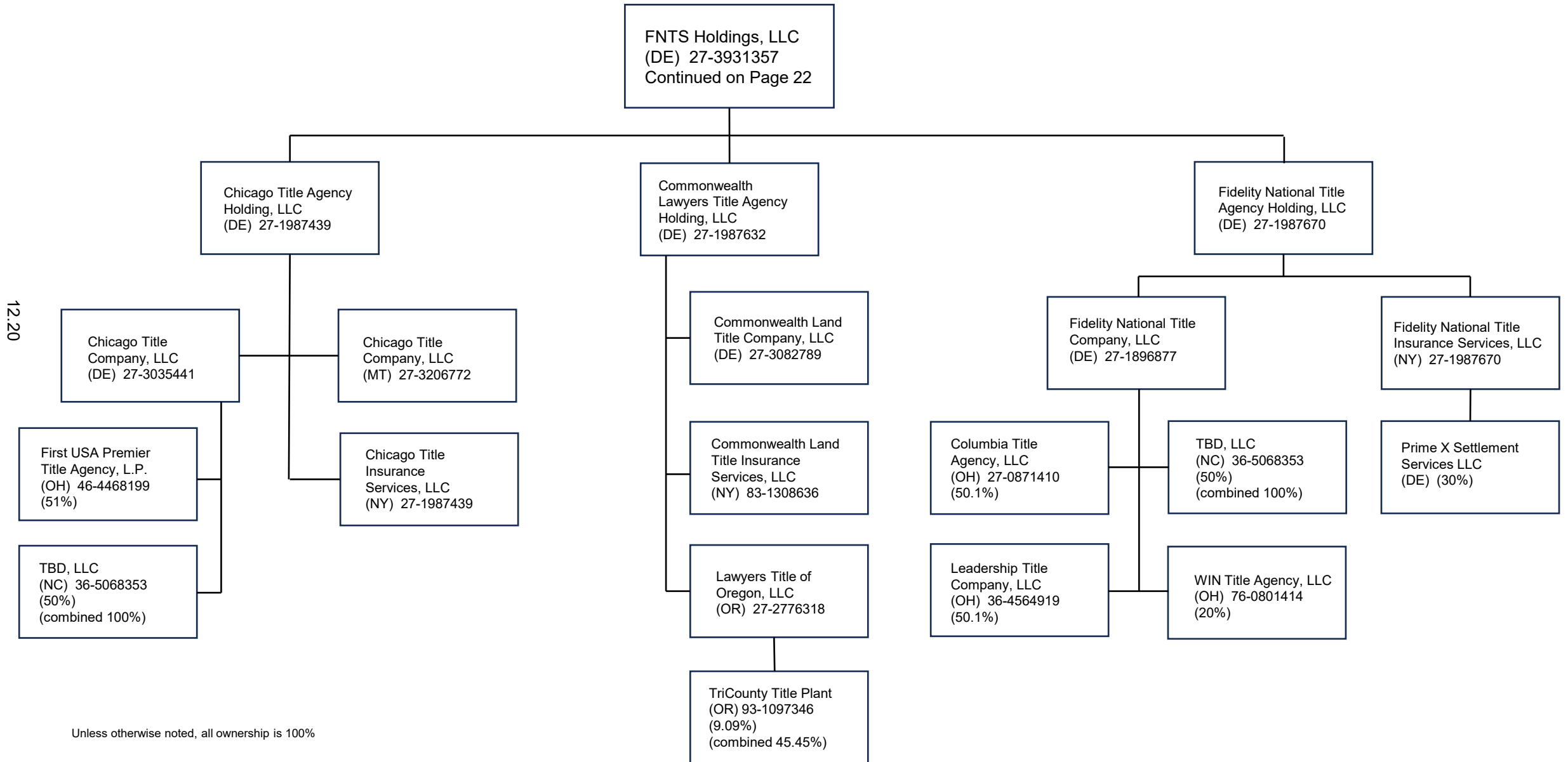
**SCHEDULE Y – INFORMATION CONCERNING ACTIVITIES OF INSURER MEMBERS OF A HOLDING COMPANY GROUP  
PART 1 – ORGANIZATIONAL CHART**



12.19

Unless otherwise noted, all ownership is 100%

**SCHEDULE Y – INFORMATION CONCERNING ACTIVITIES OF INSURER MEMBERS OF A HOLDING COMPANY GROUP  
PART 1 – ORGANIZATIONAL CHART**



12.20

Unless otherwise noted, all ownership is 100%



STATEMENT AS OF MARCH 31, 2025 OF THE FIDELITY & GUARANTY LIFE INSURANCE COMPANY

**SCHEDULE Y**  
**PART 1A - DETAILS OF INSURANCE HOLDING COMPANY SYSTEM**

1	2	3	4	5	6	7	8	9	10	11	12	13	14	15	16
Group Code	Group Name	NAIC Company Code	ID Number	Federal RSSD	CIK	Name of Securities Exchange if Publicly Traded (U.S. or International)	Names of Parent, Subsidiaries Or Affiliates	Domiciliary Location	Relationship to Reporting Entity	Directly Controlled by (Name of Entity/Person)	Type of Control (Ownership, Board, Management, Attorney-in-Fact, Influence, Other)	If Control is Ownership Provide Percentage	Ultimate Controlling Entity(ies)/Person(s)	Is an SCA Filing Required? (Yes/No)	*
.0670	Fidelity National Financial	00000	47-1630757				Achieve Title Agency, LLC	MI	NIA	FNTS Holdings, LLC	Ownership	51.000	Fidelity National Financial, Inc	NO	
.0670	Fidelity National Financial	00000	81-4895076				ACT Title Agency, LLC	OH	NIA	Executive Title Agency Corp	Ownership	51.000	Fidelity National Financial, Inc	NO	
.0670	Fidelity National Financial	00000	92-0900493				Advocate Title Agency, LLC	MI	NIA	FNTS Holdings, LLC	Ownership	51.000	Fidelity National Financial, Inc	NO	
.0670	Fidelity National Financial	00000	20-1371771				AESOP Exchange Corporation	DE	NIA	IPX1031, LLC	Ownership, Board	100.000	Fidelity National Financial, Inc	NO	
.0670	Fidelity National Financial	00000					Agent Pronto Canada Ltd	CAN	NIA	Agent Pronto, LLC	Ownership, Board	100.000	Fidelity National Financial, Inc	NO	
.0670	Fidelity National Financial	00000	83-3172316				Agent Pronto, LLC	FL	NIA	CINC Superior Holdings, LLC	Ownership, Management	100.000	Fidelity National Financial, Inc	NO	
.0670	Fidelity National Financial	00000	74-1659903				Alamo Title Company	TX	NIA	Alamo Title Holding Company	Ownership, Board, Management	100.000	Fidelity National Financial, Inc	NO	
.0670	Fidelity National Financial	00000	74-2683435				Alamo Title Holding Company	TX	NIA	FNTS Holdings, LLC	Ownership, Board, Management	100.000	Fidelity National Financial, Inc	NO	
.0670	Fidelity National Financial	50598	74-0476580				Alamo Title Insurance	TX	IA	Fidelity National Title Group, Inc	Ownership, Board, Management	100.000	Fidelity National Financial, Inc	NO	
.0670	Fidelity National Financial	00000	54-0565503				Alexander Title Agency, Incorporated	VA	NIA	FNTS Holdings, LLC	Ownership, Board, Management	100.000	Fidelity National Financial, Inc	NO	
.0670	Fidelity National Financial	00000	04-3684947				All Seasons Escrow	CA	NIA	FNF Escrow Holdings II, LLC	Ownership, Board, Management	100.000	Fidelity National Financial, Inc	NO	
.0670	Fidelity National Financial	00000	80-0338688				Allegiance Title Company of Arkansas, LLC	AR	NIA	AllFirst, LLC	Ownership	40.000	Fidelity National Financial, Inc	NO	
.0670	Fidelity National Financial	00000	80-0338688				Allegiance Title, LLC	TX	NIA	AllFirst, LLC	Ownership	100.000	Fidelity National Financial, Inc	NO	
.0670	Fidelity National Financial	00000	87-1273769				AllFirst, LLC	OK	NIA	FNTS Holdings, LLC	Ownership	80.000	Fidelity National Financial, Inc	NO	
.0670	Fidelity National Financial	00000	25-1873786				AMC Settlement Services, LLC	PA	NIA	ATM Holdings, Inc	Ownership	22.000	Fidelity National Financial, Inc	NO	
.0670	Fidelity National Financial	00000	84-0737685				American Heritage Title Agency, Inc	CO	NIA	FNF Security Acquisition, Inc	Ownership, Board, Management	100.000	Fidelity National Financial, Inc	NO	
.0670	Fidelity National Financial	00000	74-2295751				American Title Company	TX	NIA	FNTS Holdings, LLC	Ownership, Board, Management	100.000	Fidelity National Financial, Inc	NO	
.0670	Fidelity National Financial	00000	81-1387753				Amerititle Downtown, LLC	OH	NIA	FNTS Holdings, LLC	Ownership, Board, Management	100.000	Fidelity National Financial, Inc	NO	
.0670	Fidelity National Financial	00000	84-3155771				Amicus Title & Escrow Services, LLC	UT	NIA	FNTS Holdings, LLC	Ownership	51.000	Fidelity National Financial, Inc	NO	
.0670	Fidelity National Financial	00000	27-3412659				Antelope Valley Escrow Services, Inc	CA	NIA	FNF Escrow Holdings II, LLC	Ownership, Board, Management	57.000	Fidelity National Financial, Inc	NO	
.0670	Fidelity National Financial	00000	30-1245735				Assurance Title Agency, LLC	MI	NIA	FNTS Holdings, LLC	Ownership, Board	51.000	Fidelity National Financial, Inc	NO	
.0670	Fidelity National Financial	00000	25-1696677				ATM Holdings, LLC	PA	NIA	ServiceLink NLS, LLC	Ownership, Management	100.000	Fidelity National Financial, Inc	NO	
.0670	Fidelity National Financial	00000					Austin Data, Inc	TX	NIA	Alamo Title Insurance	Ownership	6.670	Fidelity National Financial, Inc	NO	
.0670	Fidelity National Financial	00000					Austin Data, Inc	TX	NIA	Chicago Title of Texas, LLC	Ownership	6.670	Fidelity National Financial, Inc	NO	
.0670	Fidelity National Financial	00000					Austin Data, Inc	TX	NIA	Chicago Title Insurance Company	Ownership	6.670	Fidelity National Financial, Inc	NO	
.0670	Fidelity National Financial	00000					Austin Data, Inc	TX	NIA	Fidelity National Title Insurance Company	Ownership	6.670	Fidelity National Financial, Inc	NO	
.0670	Fidelity National Financial	00000					Austin Data, Inc	TX	NIA	Austin Title Company	Ownership	6.670	Fidelity National Financial, Inc	NO	
.0670	Fidelity National Financial	00000	75-2345570				Austin Title Company	TX	NIA	FNTS Holdings, LLC	Ownership, Board, Management	100.000	Fidelity National Financial, Inc	NO	
.0670	Fidelity National Financial	00000	27-3931357				Bancserv, LLC	CA	NIA	FNTS Holdings, LLC	Ownership, Board, Management	100.000	Fidelity National Financial, Inc	NO	
.0670	Fidelity National Financial	00000	72-0957279				Baton Rouge Title Company, Inc	LA	NIA	FNTS Holdings, LLC	Ownership, Board, Management	100.000	Fidelity National Financial, Inc	NO	
.0670	Fidelity National Financial	00000	35-2583706				Beacon Title Agency, LLC	MI	NIA	FNTS Holdings, LLC	Ownership	51.000	Fidelity National Financial, Inc	NO	
.0670	Fidelity National Financial	00000	88-3208513				Belle Title, LLC	FL	NIA	FNTS Holdings, LLC	Ownership	51.000	Fidelity National Financial, Inc	NO	
.0670	Fidelity National Financial	00000	63-1141249				BHC&M Ltd	VA	NIA	FNTS Holdings, LLC	Ownership, Board, Management	100.000	Fidelity National Financial, Inc	NO	
.0670	Fidelity National Financial	00000	43-2052006				Blue Ridge Title/CTIC, LLC	VA	NIA	Chicago Title Insurance Company	Ownership	20.000	Fidelity National Financial, Inc	NO	
.0670	Fidelity National Financial	00000	27-0507853				BPG Holdings, LLC	GA	NIA	Fidelity National Home Warranty Company	Ownership, Board, Management	100.000	Fidelity National Financial, Inc	NO	
.0670	Fidelity National Financial	00000	30-0785220				BPG Inspection, LLC	GA	NIA	BPG Holdings, LLC	Ownership	100.000	Fidelity National Financial, Inc	NO	
.0670	Fidelity National Financial	00000	45-2387274				Breakthrough Broker, LLC	CO	NIA	FNF RE Technology Holdings, LLC	Ownership, Management	100.000	Fidelity National Financial, Inc	NO	
.0670	Fidelity National Financial	00000	94-3345583				Burnet Title of Indiana, LLC	IN	NIA	Chicago Title Insurance Company	Ownership	25.000	Fidelity National Financial, Inc	NO	
.0670	Fidelity National Financial	00000	26-4439861				Buyers Protection Group, LLC	GA	NIA	BPG Holdings, LLC	Ownership, Board, Management	100.000	Fidelity National Financial, Inc	NO	
.0670	Fidelity National Financial	00000	66-0637470				Cancellation Services, Inc	PR	NIA	Rico, Inc	Ownership, Board, Management	100.000	Fidelity National Financial, Inc	NO	
.0670	Fidelity National Financial	00000	98-1387885				CF Bermuda Holdings Limited	BMU	UIP	F & G Annuities & Life, Inc	Ownership	100.000	Fidelity National Financial, Inc	NO	
.0670	Fidelity National Financial	00000	59-2872587				Chelsea Title Company	FL	NIA	FNTS Holdings, LLC	Ownership, Board, Management	100.000	Fidelity National Financial, Inc	NO	
.0670	Fidelity National Financial	00000	36-4186010				Chicago Land Agency Services, Inc	IL	NIA	Chicago Title Insurance Company	Ownership, Board	49.900	Fidelity National Financial, Inc	NO	
.0670	Fidelity National Financial	00000	27-1987439				Chicago Title Agency Holding, LLC	DE	NIA	FNTS Holdings, LLC	Ownership, Board, Management	100.000	Fidelity National Financial, Inc	NO	
.0670	Fidelity National Financial	00000	93-1627580				Chicago Title Agency of Utah, LLC	UT	NIA	FNTS Holdings, LLC	Ownership, Management	100.000	Fidelity National Financial, Inc	NO	
.0670	Fidelity National Financial	00000	86-0584905				Chicago Title Agency, Inc	AZ	NIA	FNTS Holdings, LLC	Ownership, Board, Management	100.000	Fidelity National Financial, Inc	NO	
.0670	Fidelity National Financial	00000	81-3836216				Chicago Title and Trust Company	IL	IA	Fidelity National Title Group, Inc	Ownership, Board, Management	100.000	Fidelity National Financial, Inc	NO	
.0670	Fidelity National Financial	00000	36-3341513				Chicago Title Company	CA	NIA	FNF UTC, LLC	Ownership, Board, Management	100.000	Fidelity National Financial, Inc	NO	

STATEMENT AS OF MARCH 31, 2025 OF THE FIDELITY & GUARANTY LIFE INSURANCE COMPANY

**SCHEDULE Y**

**PART 1A - DETAILS OF INSURANCE HOLDING COMPANY SYSTEM**

1	2	3	4	5	6	7	8	9	10	11	12	13	14	15	16
Group Code	Group Name	NAIC Company Code	ID Number	Federal RSSD	CIK	Name of Securities Exchange if Publicly Traded (U.S. or International)	Names of Parent, Subsidiaries Or Affiliates	Domiciliary Location	Relationship to Reporting Entity	Directly Controlled by (Name of Entity/Person)	Type of Control (Ownership, Board, Management, Attorney-in-Fact, Influence, Other)	If Control is Ownership Provide Percentage	Ultimate Controlling Entity(ies)/Person(s)	Is an SCA Filing Required? (Yes/No)	*
.0670	Fidelity National Financial	00000	01-0903694				Chicago Title Company of Oregon	OR	NIA	FNTS Holdings, LLC	Ownership, Board, Management	100.000	Fidelity National Financial, Inc	NO	
.0670	Fidelity National Financial	00000	91-0759475				Chicago Title Company of Washington	WA	NIA	FNTS Holdings, LLC	Ownership, Board, Management	100.000	Fidelity National Financial, Inc	NO	
.0670	Fidelity National Financial	00000	27-3035441				Chicago Title Company, LLC	DE	NIA	Chicago Title Agency Holding, LLC	Ownership, Board, Management	100.000	Fidelity National Financial, Inc	NO	
.0670	Fidelity National Financial	00000	27-3206772				Chicago Title Company, LLC	MT	NIA	Chicago Title Agency Holding, LLC	Ownership, Board, Management	100.000	Fidelity National Financial, Inc	NO	
.0670	Fidelity National Financial	50229	36-2468956				Chicago Title Insurance Company	FL	IA	Fidelity National Title Group, Inc	Ownership, Board, Management	100.000	Fidelity National Financial, Inc	NO	
.0670	Fidelity National Financial	00000	27-1987439				Chicago Title Insurance Services, LLC	NY	NIA	Chicago Title Agency Holding, LLC	Ownership, Board, Management	100.000	Fidelity National Financial, Inc	NO	
.0670	Fidelity National Financial	00000	36-4228499				Chicago Title Land Trust Company	IL	NIA	FNTS Holdings, LLC	Ownership, Board, Management	100.000	Fidelity National Financial, Inc	NO	
.0670	Fidelity National Financial	00000	36-3569236				Chicago Title of Colorado, Inc	CO	NIA	FNTS Holdings, LLC	Ownership, Board, Management	100.000	Fidelity National Financial, Inc	NO	
.0670	Fidelity National Financial	00000	38-1997202				Chicago Title of Michigan, Inc	MI	NIA	Chicago Title Insurance Company	Ownership, Board, Management	100.000	Fidelity National Financial, Inc	YES	
.0670	Fidelity National Financial	00000	88-0192423				Chicago Title of Nevada, Inc	NV	NIA	FNTS Holdings, LLC	Ownership, Board, Management	100.000	Fidelity National Financial, Inc	NO	
.0670	Fidelity National Financial	00000	27-3335167				Chicago Title of Texas, LLC	TX	NIA	Alamo Title Holding Company	Ownership, Board, Management	100.000	Fidelity National Financial, Inc	NO	
.0670	Fidelity National Financial	00000	73-0172170				Chicago Title Oklahoma Co.	OK	NIA	FNTS Holdings, LLC	Ownership, Board, Management	100.000	Fidelity National Financial, Inc	NO	
.0670	Fidelity National Financial	00000	81-4455080				Chicago Title Timeshare Company	DE	NIA	FNTS Holdings, LLC	Ownership, Board, Management	100.000	Fidelity National Financial, Inc	NO	
.0670	Fidelity National Financial	00000	36-4744078				Chicago Title Timeshare Land Trust, Inc	FL	NIA	FNTS Holdings, LLC	Ownership, Board, Management	100.000	Fidelity National Financial, Inc	NO	
.0670	Fidelity National Financial	00000	81-4467030				CINC RE Company, LLC	DE	NIA	CINC Superior Holdings, LLC	Ownership, Management	100.000	Fidelity National Financial, Inc	NO	
.0670	Fidelity National Financial	00000	47-3237809				CINC Superior Holdings, LLC	DE	NIA	FNF RE Technology Holdings, LLC	Ownership, Management	99.300	Fidelity National Financial, Inc	NO	
.0670	Fidelity National Financial	00000	88-0202749				Clark County Title Service, Inc.	NV	NIA	Fidelity National Title Insurance Company	Ownership	6.250	Fidelity National Financial, Inc	NO	
.0670	Fidelity National Financial	00000	88-0202749				Clark County Title Service, Inc.	NV	NIA	Chicago Title of Nevada, Inc Fidelity National Title Agency of Nevada, Inc	Ownership	6.250	Fidelity National Financial, Inc	NO	
.0670	Fidelity National Financial	00000	88-0202749				Clark County Title Service, Inc.	NV	NIA	ServiceLink Title Agency, Inc	Ownership	6.250	Fidelity National Financial, Inc	NO	
.0670	Fidelity National Financial	00000	88-0202749				Clark County Title Service, Inc.	NV	NIA	Lawyers Title of Nevada, Inc	Ownership	6.250	Fidelity National Financial, Inc	NO	
.0670	Fidelity National Financial	00000	88-0202749				Clark County Title Service, Inc.	NV	NIA	Ticor Title of Nevada, Inc	Ownership	6.250	Fidelity National Financial, Inc	NO	
.0670	Fidelity National Financial	00000	47-3725936				Closed Escrow, Inc	CA	NIA	FNF Escrow Holdings II, LLC	Ownership	51.000	Fidelity National Financial, Inc	NO	
.0670	Fidelity National Financial	00000	99-0796305				Closing Time Title, LLC	MI	NIA	FNTS Holdings, LLC	Ownership	51.000	Fidelity National Financial, Inc	NO	
.0670	Fidelity National Financial	00000	27-0871410				Columbia Title Agency, LLC	OH	NIA	Fidelity National Title Company, LLC	Ownership	50.100	Fidelity National Financial, Inc	NO	
.0670	Fidelity National Financial	00000	20-0123853				Command Escrow, Inc	CA	NIA	FNF Escrow Holdings II, LLC	Ownership, Board, Management	60.000	Fidelity National Financial, Inc	NO	
.0670	Fidelity National Financial	00000					Commerce Velocity India Pvt Ltd	IND	NIA	FNTS Holdings, LLC	Ownership, Board, Management	100.000	Fidelity National Financial, Inc	NO	
.0670	Fidelity National Financial	00000	86-2450326				Commercial Partners Title, LLC	MN	NIA	FNTS Holdings, LLC	Ownership, Management	100.000	Fidelity National Financial, Inc	NO	
.0670	Fidelity National Financial	00000	52-1152888				Commercial Settlements, Inc	DC	NIA	FNTS Holdings, LLC	Ownership, Board, Management	100.000	Fidelity National Financial, Inc	NO	
.0670	Fidelity National Financial	00000	94-2241956				Commonwealth Land Title Company	CA	NIA	FNF UTC, LLC	Ownership, Board, Management	100.000	Fidelity National Financial, Inc	NO	
.0670	Fidelity National Financial	00000	93-2720801				Commonwealth Land Title Company of Colorado, LLC	CO	NIA	FNTS Holdings, LLC	Ownership, Management	100.000	Fidelity National Financial, Inc	NO	
.0670	Fidelity National Financial	00000	27-3082789				Commonwealth Land Title Company, LLC	DE	NIA	Commonwealth Lawyers Title Agency Holding, LLC	Ownership, Board, Management	100.000	Fidelity National Financial, Inc	NO	
.0670	Fidelity National Financial	50083	23-1253755				Commonwealth Land Title Insurance Company	FL	IA	Chicago Title Insurance Company	Ownership, Board, Management	100.000	Fidelity National Financial, Inc	NO	
.0670	Fidelity National Financial	00000	27-1987632				Commonwealth Land Title Insurance Services, LLC	NY	NIA	Commonwealth Lawyers Title Agency Holding, LLC	Ownership, Board, Management	100.000	Fidelity National Financial, Inc	NO	
.0670	Fidelity National Financial	00000	27-1987632				Commonwealth Lawyers Title Agency Holding, LLC	DE	NIA	FNTS Holdings, LLC	Ownership, Board, Management	100.000	Fidelity National Financial, Inc	NO	
.0670	Fidelity National Financial	00000	16-1672095				Commonwealth Title Company	WA	NIA	FNTS Holdings, LLC	Ownership, Board, Management	100.000	Fidelity National Financial, Inc	NO	
.0670	Fidelity National Financial	00000	75-1368427				Commonwealth Title of Dallas, Inc	TX	NIA	FNTS Holdings, LLC	Ownership, Board, Management	100.000	Fidelity National Financial, Inc	NO	
.0670	Fidelity National Financial	00000	74-1557228				Commonwealth Title of Houston, Inc	TX	NIA	FNTS Holdings, LLC	Ownership, Board, Management	100.000	Fidelity National Financial, Inc	NO	
.0670	Fidelity National Financial	00000	94-2505112				Computerized Title Records of Sonoma County, LLC	CA	NIA	Chicago Title Company	Ownership	33.300	Fidelity National Financial, Inc	NO	
.0670	Fidelity National Financial	00000	94-2505112				Computerized Title Records of Sonoma County, LLC	CA	NIA	Fidelity National Title Company	Ownership	33.300	Fidelity National Financial, Inc	NO	
.0670	Fidelity National Financial	00000	94-2505112				Computerized Title Records of Sonoma County, LLC	CA	NIA	ServiceLink Title Company	Ownership	33.300	Fidelity National Financial, Inc	NO	

STATEMENT AS OF MARCH 31, 2025 OF THE FIDELITY & GUARANTY LIFE INSURANCE COMPANY

**SCHEDULE Y**  
**PART 1A - DETAILS OF INSURANCE HOLDING COMPANY SYSTEM**

1	2	3	4	5	6	7	8	9	10	11	12	13	14	15	16
Group Code	Group Name	NAIC Company Code	ID Number	Federal RSSD	CIK	Name of Securities Exchange if Publicly Traded (U.S. or International)	Names of Parent, Subsidiaries Or Affiliates	Domiciliary Location	Relationship to Reporting Entity	Directly Controlled by (Name of Entity/Person)	Type of Control (Ownership, Board, Management, Attorney-in-Fact, Influence, Other)	If Control is Ownership Provide Percentage	Ultimate Controlling Entity(ies)/Person(s)	Is an SCA Filing Required? (Yes/No)	*
.0670	Fidelity National Financial	00000	92-0900563				Copper Title Agency, LLC	MI	NIA	FNTS Holdings, LLC Fidelity & Guaranty Life Insurance Company	Ownership	51.000	Fidelity National Financial, Inc	NO	
.0670	Fidelity National Financial	17554	93-3831613				Corbeau Re, Inc.	VT	DS		Ownership	100.000	Fidelity National Financial, Inc	NO	
.0670	Fidelity National Financial	00000	92-0900632				Cornerstone Title Agency, LLC	MI	NIA	FNTS Holdings, LLC	Ownership	51.000	Fidelity National Financial, Inc	NO	
.0670	Fidelity National Financial	00000	84-2554142				Coronet Insurance Agency, LLC	FL	NIA	LCTG Holdings, LLC	Ownership	40.000	Fidelity National Financial, Inc	NO	
.0670	Fidelity National Financial	00000	33-3003473				Creative Title Solutions, LLC	OH	NIA	FNTS Holdings, LLC	Ownership	51.000	Fidelity National Financial, Inc	NO	
.0670	Fidelity National Financial	00000	88-0209282				CT/Nevada Holding Company	NV	NIA	McNamara, LLC	Ownership, Board, Management	100.000	Fidelity National Financial, Inc	NO	
.0670	Fidelity National Financial	00000	27-3035441				Dane County Title Company, LLC	WI	NIA	FNTS Holdings, LLC	Ownership, Management	100.000	Fidelity National Financial, Inc	NO	
.0670	Fidelity National Financial	00000	93-2350177				DCMT Worldwide, LLC	DE	NIA	Peak Altitude Equity, LLC	Ownership	40.000	Fidelity National Financial, Inc	NO	
.0670	Fidelity National Financial	00000	85-3355792				Digital Closing Services, Inc	NV	NIA	FNTS Holdings, LLC	Ownership, Board, Management	100.000	Fidelity National Financial, Inc	NO	
.0670	Fidelity National Financial	00000	85-0835201				Diverse Mortgage Services, LLC	PA	NIA	Vision Global Solutions, LLC	Ownership	35.000	Fidelity National Financial, Inc	NO	
.0670	Fidelity National Financial	00000	20-1143547				DMS TC, LLC	PA	NIA	Diverse Mortgage Services, LLC	Ownership, Board, Management	100.000	Fidelity National Financial, Inc	NO	
.0670	Fidelity National Financial	00000	93-3242185				Easy Street Offers, LLC	AZ	NIA	FNTS Holdings, LLC	Ownership	30.000	Fidelity National Financial, Inc	NO	
.0670	Fidelity National Financial	00000	33-0883244				EC Purchasing.com, Inc	DE	NIA	Rocky Mountain Support Services, Inc	Ownership, Board, Management	100.000	Fidelity National Financial, Inc	NO	
.0670	Fidelity National Financial	00000	83-2131194				Elements Escrow, Inc.	CA	NIA	FNF Escrow Holdings II, LLC	Ownership, Management	60.000	Fidelity National Financial, Inc	NO	
.0670	Fidelity National Financial	00000	83-2998768				Endeavor Title Agency, LLC	MI	NIA	FNTS Holdings, LLC	Ownership	51.000	Fidelity National Financial, Inc	NO	
.0670	Fidelity National Financial	00000	93-4713087				Endeavor Title Kansas City, LLC	MO	NIA	FNTS Holdings, LLC	Ownership	100.000	Fidelity National Financial, Inc	NO	
.0670	Fidelity National Financial	00000	93-4813219				Enterprise Pennsylvania, LLC	PA	NIA	FNTS Holdings, LLC	Ownership	100.000	Fidelity National Financial, Inc	NO	
.0670	Fidelity National Financial	00000	93-3901784				Epique Title Company, LLC	MI	NIA	FNTS Holdings, LLC	Ownership	100.000	Fidelity National Financial, Inc	NO	
.0670	Fidelity National Financial	00000	46-2200906				Escrow Experts, Inc	CA	NIA	FNF Escrow Holdings, LLC	Ownership, Board, Management	51.000	Fidelity National Financial, Inc	NO	
.0670	Fidelity National Financial	00000	27-3287600				Excel Title Group, LLC	TX	NIA	Allegiance Title, LLC	Ownership, Management	100.000	Fidelity National Financial, Inc	NO	
.0670	Fidelity National Financial	00000	34-1314903				Executive Title Agency Corp	OH	NIA	FNTS Holdings, LLC	Ownership, Board, Management	100.000	Fidelity National Financial, Inc	NO	
.0670	Fidelity National Financial	00000	81-1794111				Exos Loan Closing Services, LLC	PA	NIA	Exos Technologies, LLC	Ownership, Management	100.000	Fidelity National Financial, Inc	NO	
.0670	Fidelity National Financial	00000	81-1790327				Exos Technologies, LLC	PA	NIA	ServiceLink NLS, LLC	Ownership, Management	100.000	Fidelity National Financial, Inc	NO	
.0670	Fidelity National Financial	00000	81-1794196				Exos Valuations, LLC	PA	NIA	Exos Technologies, LLC	Ownership	100.000	Fidelity National Financial, Inc	NO	
.0670	Fidelity National Financial	00000	85-2487422				F&G Annuities & Life, Inc	DE	UIP	Fidelity National Financial, Inc	Ownership	82.360	Fidelity National Financial, Inc	YES	
.0670	Fidelity National Financial	00000	98-1588351				F&G Cayman Re Ltd	CYM	IA	F & G Annuities & Life, Inc Fidelity & Guaranty Life Insurance Company	Ownership	100.000	Fidelity National Financial, Inc	NO	
.0670	Fidelity National Financial	00000	98-1384477				F&G Life Re Ltd	BMU	DS		Ownership	100.000	Fidelity National Financial, Inc	NO	
.0670	Fidelity National Financial	00000	82-2796563				FGL US Holdings, Inc	DE	UIP	CF Bermuda Holdings Limited Fidelity & Guaranty Life Insurance Company	Ownership	100.000	Fidelity National Financial, Inc	NO	
.0670	Fidelity National Financial	00000					Fidelity & Guaranty Life Assignment, LLC	MD	DS	Fidelity & Guaranty Life Insurance Company	Ownership	100.000	Fidelity National Financial, Inc	NO	
.0670	Fidelity National Financial	00000	52-1830538				Fidelity & Guaranty Life Brokerage, Inc	MD	DS		Ownership	100.000	Fidelity National Financial, Inc	NO	
.0670	Fidelity National Financial	00000	43-1914674				Fidelity & Guaranty Life Business Services, Inc	DE	NIA	Fidelity & Guaranty Life Holdings, Inc	Ownership	100.000	Fidelity National Financial, Inc	NO	
.0670	Fidelity National Financial	00000	48-1245662				Fidelity & Guaranty Life Holdings, Inc	DE	UDP	FGL US Holdings, Inc	Ownership	100.000	Fidelity National Financial, Inc	NO	
.0670	Fidelity National Financial	00000	52-1387769				Fidelity & Guaranty Life Insurance Agency, Inc	MD	DS	Fidelity & Guaranty Life Insurance Company	Ownership	100.000	Fidelity National Financial, Inc	NO	
.0670	Fidelity National Financial	63274	52-6033321				Fidelity & Guaranty Life Insurance Company	IA	RE	Fidelity & Guaranty Life Holdings, Inc Fidelity & Guaranty Life Insurance Company	Ownership, Board	100.000	Fidelity National Financial, Inc	NO	
.0670	Fidelity National Financial	69434	13-1972800				Fidelity & Guaranty Life Insurance Company of New York	NY	DS	Fidelity & Guaranty Life Insurance Company	Ownership, Board	100.000	Fidelity National Financial, Inc	NO	
.0670	Fidelity National Financial	00000	87-4313752				Fidelity & Guaranty Securities, LLC	DE	DS		Ownership	100.000	Fidelity National Financial, Inc	NO	
.0670	Fidelity National Financial	00000	57-1155860				Fidelity Affiliates, LLC	FL	NIA	Fidelity National Title Insurance Company	Ownership, Board, Management	100.000	Fidelity National Financial, Inc	NO	
.0670	Fidelity National Financial	00000	23-2796005				Fidelity Inspection & Consulting Services, Inc	PA	NIA	Fidelity Residential Solutions, Inc	Ownership, Board, Management	100.000	Fidelity National Financial, Inc	NO	
.0670	Fidelity National Financial	00000	27-0636972				Fidelity National Agency Solutions of Arkansas, LLC	AR	NIA	FNTS Holdings, LLC	Ownership, Board, Management	100.000	Fidelity National Financial, Inc	NO	

STATEMENT AS OF MARCH 31, 2025 OF THE FIDELITY & GUARANTY LIFE INSURANCE COMPANY

**SCHEDULE Y**

**PART 1A - DETAILS OF INSURANCE HOLDING COMPANY SYSTEM**

1	2	3	4	5	6	7	8	9	10	11	12	13	14	15	16
Group Code	Group Name	NAIC Company Code	ID Number	Federal RSSD	CIK	Name of Securities Exchange if Publicly Traded (U.S. or International)	Names of Parent, Subsidiaries Or Affiliates	Domiciliary Location	Relationship to Reporting Entity	Directly Controlled by (Name of Entity/Person)	Type of Control (Ownership, Board, Management, Attorney-in-Fact, Influence, Other)	If Control is Ownership Provide Percentage	Ultimate Controlling Entity(ies)/Person(s)	Is an SCA Filing Required? (Yes/No)	*
.0670	Fidelity National Financial	00000	85-4342541				Fidelity National Agency Solutions of Louisiana, LLC	LA	NIA	Fidelity National Agency Solutions, LLC	Ownership	100.000	Fidelity National Financial, Inc	NO	
.0670	Fidelity National Financial	00000	32-0454035				Fidelity National Agency Solutions, LLC	IA	NIA	FNTS Holdings, LLC	Ownership, Management	100.000	Fidelity National Financial, Inc	NO	
.0670	Fidelity National Financial	00000	68-0356319				Fidelity National Disclosure Source, LLC	DE	NIA	National Alliance Marketing Group, LLC	Ownership, Board, Management	100.000	Fidelity National Financial, Inc	NO	
.0670	Fidelity National Financial	00000	16-1725106		0001331875	NYSE	Fidelity National Financial, Inc	DE	UIP			0.000		YES	
.0670	Fidelity National Financial	00000	68-0021143				Fidelity National Home Warranty Company	CA	IA	National Alliance Marketing Group, LLC	Ownership, Board, Management	100.000	Fidelity National Financial, Inc	NO	
.0670	Fidelity National Financial	00000	77-0557476				Fidelity National Management Services, LLC	DE	NIA	Chicago Title Insurance Company	Ownership, Board, Management	100.000	Fidelity National Financial, Inc	NO	
.0670	Fidelity National Financial	00000	64-0965851				Fidelity National Services, Inc	DE	NIA	FNTS Holdings, LLC	Ownership, Board, Management	100.000	Fidelity National Financial, Inc	NO	
.0670	Fidelity National Financial	00000	94-3259456				Fidelity National Title & Escrow of Hawaii, Inc	HI	NIA	FNTS Holdings, LLC	Ownership, Board, Management	100.000	Fidelity National Financial, Inc	NO	
.0670	Fidelity National Financial	00000	27-1987670				Fidelity National Title Agency Holding, LLC	DE	NIA	FNTS Holdings, LLC	Ownership, Board, Management	100.000	Fidelity National Financial, Inc	NO	
.0670	Fidelity National Financial	00000	88-0279669				Fidelity National Title Agency of Nevada, Inc	NV	NIA	FNTS Holdings, LLC	Ownership, Board, Management	100.000	Fidelity National Financial, Inc	NO	
.0670	Fidelity National Financial	00000	84-4615148				Fidelity National Title Agency of Utah, LLC	UT	NIA	FNTS Holdings, LLC	Ownership, Management	100.000	Fidelity National Financial, Inc	NO	
.0670	Fidelity National Financial	00000	86-0300821				Fidelity National Title Agency, Inc	AZ	NIA	Rocky Mountain Support Services, Inc	Ownership, Board, Management	100.000	Fidelity National Financial, Inc	NO	
.0670	Fidelity National Financial	00000	75-2366832				Fidelity National Title Agency, Inc	TX	NIA	FNTS Holdings, LLC	Ownership, Board, Management	100.000	Fidelity National Financial, Inc	NO	
.0670	Fidelity National Financial	00000	95-3283219				Fidelity National Title Company	CA	NIA	FNF UTC, LLC	Ownership, Board, Management	100.000	Fidelity National Financial, Inc	NO	
.0670	Fidelity National Financial	00000	84-0387800				Fidelity National Title Company	CO	NIA	FNF Security Acquisition, Inc	Ownership, Board, Management	100.000	Fidelity National Financial, Inc	NO	
.0670	Fidelity National Financial	00000	94-0352770				Fidelity National Title Company of California	CA	NIA	FNF UTC, LLC	Ownership, Board, Management	100.000	Fidelity National Financial, Inc	NO	
.0670	Fidelity National Financial	00000	26-2792487				Fidelity National Title Company of Montana, LLC	MT	NIA	FNTS Holdings, LLC	Ownership, Board, Management	100.000	Fidelity National Financial, Inc	NO	
.0670	Fidelity National Financial	00000	93-0637793				Fidelity National Title Company of Oregon	OR	NIA	FNTS Holdings, LLC	Ownership, Board, Management	100.000	Fidelity National Financial, Inc	NO	
.0670	Fidelity National Financial	00000	91-1093125				Fidelity National Title Company of Washington, Inc	WA	NIA	FNTS Holdings, LLC	Ownership, Board, Management	100.000	Fidelity National Financial, Inc	NO	
.0670	Fidelity National Financial	00000	27-1896877				Fidelity National Title Agency Holding, LLC	DE	NIA		Ownership, Board, Management	100.000	Fidelity National Financial, Inc	NO	
.0670	Fidelity National Financial	00000	66-0595804				Fidelity National Title Company, LLC	DE	NIA		Ownership, Board, Management	100.000	Fidelity National Financial, Inc	NO	
.0670	Fidelity National Financial	00000	66-0595804				Fidelity National Title Group of Puerto Rico, Inc	PR	NIA	FNTS Holdings, LLC	Ownership, Board, Management	100.000	Fidelity National Financial, Inc	NO	
.0670	Fidelity National Financial	00000	03-0597552				Fidelity National Title Group, Inc	DE	NIA	FNTG Holdings, LLC	Ownership, Board, Management	100.000	Fidelity National Financial, Inc	NO	
.0670	Fidelity National Financial	51586	86-0417131				Fidelity National Title Insurance Company	FL	IA	Fidelity National Title Group, Inc	Ownership, Board, Management	100.000	Fidelity National Financial, Inc	NO	
.0670	Fidelity National Financial	00000	27-1987670				Fidelity National Title Insurance Services, LLC	NY	NIA	Fidelity National Title Agency Holding, LLC	Ownership, Board, Management	100.000	Fidelity National Financial, Inc	NO	
.0670	Fidelity National Financial	00000	59-3137263				Fidelity National Title of Florida, Inc	FL	NIA	FNTS Holdings, LLC	Ownership, Board, Management	100.000	Fidelity National Financial, Inc	NO	
.0670	Fidelity National Financial	00000	33-1028352				Fidelity National Title of New Mexico, Inc	NM	NIA	FNTS Holdings, LLC	Ownership, Board, Management	100.000	Fidelity National Financial, Inc	NO	
.0670	Fidelity National Financial	00000	48-1042556				Fidelity Residential Solutions, Inc	KS	NIA	Rocky Mountain Support Services, Inc	Ownership, Board, Management	100.000	Fidelity National Financial, Inc	NO	
.0670	Fidelity National Financial	00000	86-1112286				FIP Title Agency, LLC	OH	NIA	FNTS Holdings, LLC	Ownership	50.100	Fidelity National Financial, Inc	NO	
.0670	Fidelity National Financial	00000	94-3408001				First National Financial Title Services of Alabama, Inc	AL	NIA	First Title, LLC	Ownership, Board, Management	100.000	Fidelity National Financial, Inc	NO	
.0670	Fidelity National Financial	00000	94-3408001				First National Financial Title Services, LLC	AL	NIA		Ownership, Board, Management	100.000	Fidelity National Financial, Inc	NO	
.0670	Fidelity National Financial	00000	45-3267255				First Title, LLC	MS	NIA	First Title, LLC	Ownership, Board, Management	100.000	Fidelity National Financial, Inc	NO	
.0670	Fidelity National Financial	00000	20-4239394				First Reliant Title Agency, LLC	MI	NIA	FNTS Holdings, LLC	Ownership	51.000	Fidelity National Financial, Inc	NO	
.0670	Fidelity National Financial	00000	85-4310077				First Title of Louisiana, LLC	LA	NIA	First Title, LLC	Ownership	100.000	Fidelity National Financial, Inc	NO	
.0670	Fidelity National Financial	00000	45-3267255				First Title, LLC	TN	NIA	FNTS Holdings, LLC	Ownership, Board, Management	100.000	Fidelity National Financial, Inc	NO	
.0670	Fidelity National Financial	00000	46-4468199				First USA Premier Title Agency, LP	OH	NIA	Chicago Title Company, LLC	Ownership	51.000	Fidelity National Financial, Inc	NO	
.0670	Fidelity National Financial	00000	45-2589916				FirstTitle & Abstract Services, LLC	OK	NIA	Oklahoma Title Partners LLC	Ownership, Management	100.000	Fidelity National Financial, Inc	NO	
.0670	Fidelity National Financial	00000	86-2282902				Florida Closing Company, LLC	FL	NIA	FNTS Holdings, LLC	Ownership	51.000	Fidelity National Financial, Inc	NO	
.0670	Fidelity National Financial	00000	99-3089433				FNAO Holdings, LLC	NV	NIA	Fidelity National Financial, Inc	Ownership	100.000	Fidelity National Financial, Inc	NO	
.0670	Fidelity National Financial	00000	88-3401408				FNF Canada Company	CAN	NIA	FNTS Holdings, LLC	Ownership, Board, Management	100.000	Fidelity National Financial, Inc	NO	
.0670	Fidelity National Financial	00000	76-0406846				FNF Charter Title Company	TX	NIA	FNTS Holdings, LLC	Ownership, Board, Management	100.000	Fidelity National Financial, Inc	NO	

STATEMENT AS OF MARCH 31, 2025 OF THE FIDELITY & GUARANTY LIFE INSURANCE COMPANY

**SCHEDULE Y**

**PART 1A - DETAILS OF INSURANCE HOLDING COMPANY SYSTEM**

1	2	3	4	5	6	7	8	9	10	11	12	13	14	15	16
Group Code	Group Name	NAIC Company Code	ID Number	Federal RSSD	CIK	Name of Securities Exchange if Publicly Traded (U.S. or International)	Names of Parent, Subsidiaries Or Affiliates	Domiciliary Location	Relationship to Reporting Entity	Directly Controlled by (Name of Entity/Person)	Type of Control (Ownership, Board, Management, Attorney-in-Fact, Influence, Other)	If Control is Ownership Provide Percentage	Ultimate Controlling Entity(ies)/Person(s)	Is an SCA Filing Required? (Yes/No)	*
.0670	Fidelity National Financial	00000	11-3683667				FNF Escrow Holdings II, LLC	CA	NIA	FNTS Holdings, LLC	Ownership, Board, Management	100.000	Fidelity National Financial, Inc	NO	
.0670	Fidelity National Financial	00000	27-3931357				FNF Escrow Holdings, LLC	CA	NIA	FNTS Holdings, LLC	Ownership, Board, Management	100.000	Fidelity National Financial, Inc	NO	
.0670	Fidelity National Financial	00000					FNF India Private Limited	IND	NIA	FNF International Mauritius	Ownership, Board, Management	99.990	Fidelity National Financial, Inc	NO	
.0670	Fidelity National Financial	00000					FNF India Private Limited	IND	NIA	FNF International Holdings, Inc	Ownership, Board, Management	0.010	Fidelity National Financial, Inc	NO	
.0670	Fidelity National Financial	00000	68-0261106				FNF Insurance Services, Inc	CA	NIA	PG Agent Group, Inc	Ownership, Board, Management	100.000	Fidelity National Financial, Inc	NO	
.0670	Fidelity National Financial	00000	01-0560707				FNF Intellectual Property Holdings, Inc	DE	NIA	FNTS Holdings, LLC	Ownership, Board, Management	100.000	Fidelity National Financial, Inc	NO	
.0670	Fidelity National Financial	00000	59-3810212				FNF International Holdings, Inc	DE	NIA	FNTS Holdings, LLC	Ownership, Board, Management	100.000	Fidelity National Financial, Inc	NO	
.0670	Fidelity National Financial	00000					FNF International Mauritius	MUS	NIA	FNF International Holdings, Inc	Ownership, Board, Management	100.000	Fidelity National Financial, Inc	NO	
.0670	Fidelity National Financial	00000	33-1028349				FNF Lawyers Title of Amarillo, Inc	TX	NIA	FNTS Holdings, LLC	Ownership, Board, Management	100.000	Fidelity National Financial, Inc	NO	
.0670	Fidelity National Financial	00000	75-2178734				FNF Lawyers Title of Texas, Inc	TX	NIA	FNTS Holdings, LLC	Ownership, Board, Management	100.000	Fidelity National Financial, Inc	NO	
.0670	Fidelity National Financial	00000	82-4041300				FNF RE Technology Holdings, LLC	DE	NIA	Fidelity National Financial, Inc	Ownership	100.000	Fidelity National Financial, Inc	NO	
.0670	Fidelity National Financial	00000	26-3148610				FNF Security Acquisition, Inc	DE	NIA	FNTS Holdings, LLC	Ownership, Board, Management	100.000	Fidelity National Financial, Inc	NO	
.0670	Fidelity National Financial	00000	65-1303694				FNF Title International Holding Company	DE	NIA	FNTS Holdings, LLC	Ownership, Board, Management	100.000	Fidelity National Financial, Inc	NO	
.0670	Fidelity National Financial	00000	16-1725106				FNF UTC, LLC	CA	NIA	Fidelity National Financial, Inc	Ownership, Board, Management	100.000	Fidelity National Financial, Inc	NO	
.0670	Fidelity National Financial	00000					FNF West Texas Abstract & Title Company, LLC	TX	NIA	FNTS Holdings, LLC	Ownership, Management	100.000	Fidelity National Financial, Inc	NO	
.0670	Fidelity National Financial	00000	36-4797438					TX	NIA	FNTS Holdings, LLC	Ownership, Management	100.000	Fidelity National Financial, Inc	NO	
.0670	Fidelity National Financial	00000	27-3931290				FNTG Holdings, LLC	DE	NIA	Fidelity National Financial, Inc	Ownership, Board, Management	100.000	Fidelity National Financial, Inc	NO	
.0670	Fidelity National Financial	00000	06-1675168				FNTG National Record Centers, Inc	DE	NIA	FNTS Holdings, LLC	Ownership, Board, Management	100.000	Fidelity National Financial, Inc	NO	
.0670	Fidelity National Financial	00000	27-3931357				FNTS Holdings, LLC	DE	NIA	FNTG Holdings, LLC	Ownership, Board, Management	100.000	Fidelity National Financial, Inc	NO	
.0670	Fidelity National Financial	00000	99-4909063				Fortress Title Company, LLC	TX	NIA	FNTS Holdings, LLC	Ownership	51.000	Fidelity National Financial, Inc	NO	
.0670	Fidelity National Financial	00000	51-0432710				Fortuna Service Company, LLC	CA	NIA	Fidelity Affiliates, LLC	Ownership, Board, Management	100.000	Fidelity National Financial, Inc	NO	
.0670	Fidelity National Financial	00000	14-1967313				FRA Real Estate Assistance, Inc	TX	NIA	Fidelity Residential Solutions, Inc	Ownership, Board, Management	100.000	Fidelity National Financial, Inc	NO	
.0670	Fidelity National Financial	00000	75-1964170				Georgetown Data, Inc	TX	NIA	Fidelity National Title Insurance Company	Ownership	16.670	Fidelity National Financial, Inc	NO	
.0670	Fidelity National Financial	00000	30-1363689				Grand Canyon Title Agency, Inc	AZ	NIA	FNTS Holdings, LLC	Ownership, Board, Management	100.000	Fidelity National Financial, Inc	NO	
.0670	Fidelity National Financial	00000	20-4239763				Grand Oaks Title Agency, LLC	MI	NIA	FNTS Holdings, LLC	Ownership, Management	51.000	Fidelity National Financial, Inc	NO	
.0670	Fidelity National Financial	00000	38-3551188				Greenridge Title Agency, LLC	MI	NIA	Chicago Title of Michigan, Inc	Ownership	50.000	Fidelity National Financial, Inc	NO	
.0670	Fidelity National Financial	00000	92-2549465				Guaranteed Title Group, LLC	IL	NIA	FNTS Holdings, LLC	Ownership	51.000	Fidelity National Financial, Inc	NO	
.0670	Fidelity National Financial	00000	84-1921671				Guaranty Abstract Partners, LLC	OK	NIA	AllFirst, LLC	Ownership, Management	100.000	Fidelity National Financial, Inc	NO	
.0670	Fidelity National Financial	00000	83-3322928				Guaranty Title Company LLC	NM	NIA	Oklahoma Title Partners LLC	Ownership, Management	100.000	Fidelity National Financial, Inc	NO	
.0670	Fidelity National Financial	00000	84-1936567				Guaranty Title Company, LLC	OK	NIA	AllFirst, LLC	Ownership, Management	100.000	Fidelity National Financial, Inc	NO	
.0670	Fidelity National Financial	00000	33-3942611				Hale in Formation, Inc	HI	NIA	Title Guaranty Escrow Services, Inc	Ownership	100.000	Fidelity National Financial, Inc	NO	
.0670	Fidelity National Financial	00000	76-0057681				Harbour Title Company	TX	NIA	FNF Charter Title Company	Ownership	50.000	Fidelity National Financial, Inc	NO	
.0670	Fidelity National Financial	00000	58-2358287				Hawaii Resort Escrow, Inc.	HI	NIA	FNTS Holdings, LLC	Ownership, Board, Management	100.000	Fidelity National Financial, Inc	NO	
.0670	Fidelity National Financial	00000	82-0610334				Hayrick Holdings, Inc	DE	NIA	IPX1031, LLC	Ownership, Board, Management	100.000	Fidelity National Financial, Inc	NO	
.0670	Fidelity National Financial	00000	27-4372533				HBN Media, Inc d/b/a Commissions Inc	GA	NIA	CINC Superior Holdings, LLC	Ownership, Board, Management	100.000	Fidelity National Financial, Inc	NO	
.0670	Fidelity National Financial	00000	99-3842020				HelloCasa, LLC	FL	NIA	CINC Superior Holdings, LLC	Ownership, Management	100.000	Fidelity National Financial, Inc	NO	
.0670	Fidelity National Financial	00000	99-4063826				HelloCondo, LLC	FL	NIA	HelloCasa, LLC	Ownership, Management	100.000	Fidelity National Financial, Inc	NO	
.0670	Fidelity National Financial	00000	99-1023543				HFS Title Agency, LLC	MI	NIA	FNTS Holdings, LLC	Ownership	51.000	Fidelity National Financial, Inc	NO	
.0670	Fidelity National Financial	00000	87-1471317				Home Title Agency, LLC	MI	NIA	FNTS Holdings, LLC	Ownership	45.000	Fidelity National Financial, Inc	NO	
.0670	Fidelity National Financial	00000	33-1708556				Homebase Title, LLC	IN	NIA	FNTS Holdings, LLC	Ownership, Management	51.000	Fidelity National Financial, Inc	NO	
.0670	Fidelity National Financial	00000	20-1332569				House Buyer Network, Inc.	GA	NIA	HBN Media, Inc	Ownership	100.000	Fidelity National Financial, Inc	NO	
.0670	Fidelity National Financial	00000	36-4723850				Househappy, Inc	DE	NIA	FNTS Holdings, LLC	Ownership	11.000	Fidelity National Financial, Inc	NO	
.0670	Fidelity National Financial	00000	38-3975390				Huntington Title Services, LLC	OH	NIA	FNTS Holdings, LLC	Ownership, Management	51.000	Fidelity National Financial, Inc	NO	
.0670	Fidelity National Financial	00000	91-1766349				Imaged Library Company, LLC	WA	NIA	Chicago Title Insurance Company	Ownership	8.770	Fidelity National Financial, Inc	NO	
.0670	Fidelity National Financial	00000	91-1766349				Imaged Library Company, LLC	WA	NIA	Fidelity National Title Company of Washington	Ownership	8.770	Fidelity National Financial, Inc	NO	
.0670	Fidelity National Financial	00000	91-1766349				Imaged Library Company, LLC	WA	NIA	Ticor Title Company	Ownership	7.020	Fidelity National Financial, Inc	NO	
.0670	Fidelity National Financial	00000	91-1766349				Imaged Library Company, LLC	WA	NIA	Ticor Title of Washington, Inc	Ownership	1.750	Fidelity National Financial, Inc	NO	
.0670	Fidelity National Financial	00000					Index Partners, LLC	TX	NIA	Chicago Title Insurance Company	Ownership	19.430	Fidelity National Financial, Inc	NO	

STATEMENT AS OF MARCH 31, 2025 OF THE FIDELITY & GUARANTY LIFE INSURANCE COMPANY

**SCHEDULE Y**

**PART 1A - DETAILS OF INSURANCE HOLDING COMPANY SYSTEM**

1	2	3	4	5	6	7	8	9	10	11	12	13	14	15	16
Group Code	Group Name	NAIC Company Code	ID Number	Federal RSSD	CIK	Name of Securities Exchange if Publicly Traded (U.S. or International)	Names of Parent, Subsidiaries Or Affiliates	Domiciliary Location	Relationship to Reporting Entity	Directly Controlled by (Name of Entity/Person)	Type of Control (Ownership, Board, Management, Attorney-in-Fact, Influence, Other)	If Control is Ownership Provide Percentage	Ultimate Controlling Entity(ies)/Person(s)	Is an SCA Filing Required? (Yes/No)	*
.0670	Fidelity National Financial	00000					Index Partners, LLC	TX	NIA	Commonwealth Title of Dallas, Inc	Ownership	19.430	Fidelity National Financial, Inc	NO	
.0670	Fidelity National Financial	00000					Index Partners, LLC	TX	NIA	Fidelity National Title Agency, Inc National Residential Nominee Services, Inc	Ownership	19.430	Fidelity National Financial, Inc	NO	
.0670	Fidelity National Financial	00000	75-3064873				Indiana Residential Nominee Services, LLC	IN	NIA		Ownership, Board, Management	100.000	Fidelity National Financial, Inc	NO	
.0670	Fidelity National Financial	00000	92-1995255				inHere, LLC	DE	NIA	FNF RE Technology Holdings, LLC	Ownership, Management	100.000	Fidelity National Financial, Inc	NO	
.0670	Fidelity National Financial	00000	30-1358764				Integrity Title Agency, LLC	MI	NIA	FNTS Holdings, LLC	Ownership	45.000	Fidelity National Financial, Inc	NO	
.0670	Fidelity National Financial	00000	33-0320249				Investment Property Exchange Services, Inc	CA	NIA	FNTS Holdings, LLC Investment Property Exchange Services, Inc	Ownership, Board, Management	100.000	Fidelity National Financial, Inc	NO	
.0670	Fidelity National Financial	00000	33-0320249				IPX1031, LLC	DE	NIA		Ownership, Board, Management	100.000	Fidelity National Financial, Inc	NO	
.0670	Fidelity National Financial	00000	20-8317845				J Rockcliff, Inc	CA	NIA	Fidelity National Financial, Inc	Ownership, Board, Management	100.000	Fidelity National Financial, Inc	NO	
.0670	Fidelity National Financial	00000	84-2428538				Joint Plant of Marin County, LLC	CA	NIA	Fidelity National Title Company	Ownership	20.000	Fidelity National Financial, Inc	NO	
.0670	Fidelity National Financial	00000	45-2832999				Joint Plant of San Mateo County II, LLC	CA	NIA	Fidelity National Title Company	Ownership	11.110	Fidelity National Financial, Inc	NO	
.0670	Fidelity National Financial	00000	45-2832999				Joint Plant of San Mateo County II, LLC	CA	NIA	Lawyers Title Company	Ownership	11.110	Fidelity National Financial, Inc	NO	
.0670	Fidelity National Financial	00000	45-2832999				Joint Plant of San Mateo County II, LLC	CA	NIA	Chicago Title Company	Ownership, Management	11.110	Fidelity National Financial, Inc	NO	
.0670	Fidelity National Financial	00000	45-2832999				Joint Plant of San Mateo County II, LLC	CA	NIA	ServiceLink Title Company	Ownership	11.110	Fidelity National Financial, Inc	NO	
.0670	Fidelity National Financial	00000	77-0399931				Joint Title Plant of Santa Clara County, LLC	CA	NIA	Chicago Title Insurance Company	Ownership	7.690	Fidelity National Financial, Inc	NO	
.0670	Fidelity National Financial	00000	77-0399931				Joint Title Plant of Santa Clara County, LLC	CA	NIA	Lawyers Title Company	Ownership	7.690	Fidelity National Financial, Inc	NO	
.0670	Fidelity National Financial	00000	77-0399931				Joint Title Plant of Santa Clara County, LLC	CA	NIA	Fidelity National Title Insurance Company	Ownership	7.690	Fidelity National Financial, Inc	NO	
.0670	Fidelity National Financial	00000	77-0399931				Joint Title Plant of Santa Clara County, LLC	CA	NIA	ServiceLink Title Company	Ownership	7.690	Fidelity National Financial, Inc	NO	
.0670	Fidelity National Financial	00000					Land Canada Limited	CAN	NIA	Fidelity National Title Insurance Company	Ownership, Board	51.000	Fidelity National Financial, Inc	NO	
.0670	Fidelity National Financial	00000	90-0682534				Land Star Tax Services, L.L.C.	TX	NIA	Allegiance Title, LLC	Ownership, Management	100.000	Fidelity National Financial, Inc	NO	
.0670	Fidelity National Financial	00000	22-2778012				Land Title Agency, Inc	NJ	NIA	FNTS Holdings, LLC	Ownership, Board, Management	100.000	Fidelity National Financial, Inc	NO	
.0670	Fidelity National Financial	00000	91-0825837				Land Title Company of Kitsap County	WA	NIA	Chicago Title Insurance Company	Ownership, Board	47.970	Fidelity National Financial, Inc	YES	
.0670	Fidelity National Financial	00000	91-0825837				Land Title Company of Kitsap County	WA	NIA	FNTS Holdings, LLC	Ownership, Board	3.470	Fidelity National Financial, Inc	NO	
.0670	Fidelity National Financial	00000	81-1712559				LandCastle Title Group, LLC	FL	NIA	FNTS Holdings, LLC	Ownership, Management	100.000	Fidelity National Financial, Inc	NO	
.0670	Fidelity National Financial	00000	90-0976550				Lawyers Title Company	CA	NIA	FNF UTC, LLC	Ownership, Board, Management	100.000	Fidelity National Financial, Inc	NO	
.0670	Fidelity National Financial	00000	86-0075205				Lawyers Title of Arizona, Inc	AZ	NIA	FNTS Holdings, LLC	Ownership, Board, Management	100.000	Fidelity National Financial, Inc	NO	
.0670	Fidelity National Financial	00000	94-3016419				Lawyers Title of Nevada, Inc	NV	NIA	FNTS Holdings, LLC	Ownership, Board, Management	100.000	Fidelity National Financial, Inc	NO	
.0670	Fidelity National Financial	00000	27-2776318				Lawyers Title of Oregon, LLC	OR	NIA	Commonwealth Lawyers Title Agency Holding, LLC	Ownership, Board, Management	100.000	Fidelity National Financial, Inc	NO	
.0670	Fidelity National Financial	00000	54-1318243				Lawyers Title Realty Services, Inc	VA	NIA	FNTS Holdings, LLC	Ownership, Board, Management	100.000	Fidelity National Financial, Inc	NO	
.0670	Fidelity National Financial	00000	35-6013832				LC Investment Corporation	IN	NIA	FNTS Holdings, LLC	Ownership, Board, Management	100.000	Fidelity National Financial, Inc	NO	
.0670	Fidelity National Financial	00000	84-3093691				LCTG Holdings, LLC	FL	NIA	FNTS Holdings, LLC	Ownership, Management	100.000	Fidelity National Financial, Inc	NO	
.0670	Fidelity National Financial	00000	36-4564919				Leadership Title Company, LLC	OH	NIA	Fidelity National Title Company, LLC	Ownership	50.100	Fidelity National Financial, Inc	NO	
.0670	Fidelity National Financial	00000	57-1178073				Liberty Title & Escrow Company, LLC	PA	NIA	FNTS Holdings, LLC	Ownership, Management	100.000	Fidelity National Financial, Inc	NO	
.0670	Fidelity National Financial	00000	81-2980163				Liberty Title & Escrow of Arkansas, LLC	AR	NIA	Liberty Title & Escrow Company, LLC	Ownership, Management	100.000	Fidelity National Financial, Inc	NO	
.0670	Fidelity National Financial	00000	33-3676145				Liberty Title & Escrow of Louisiana, LLC	LA	NIA	Liberty Title & Escrow Company, LLC	Ownership	100.000	Fidelity National Financial, Inc	NO	
.0670	Fidelity National Financial	00000	81-3075694				Liberty Title & Escrow of Maryland, LLC	MD	NIA	Liberty Title & Escrow Company, LLC	Ownership, Management	100.000	Fidelity National Financial, Inc	NO	
.0670	Fidelity National Financial	00000	93-4049027				Liberty Title & Escrow of Texas, LLC	TX	NIA	Liberty Title & Escrow Company, LLC	Ownership, Management	100.000	Fidelity National Financial, Inc	NO	
.0670	Fidelity National Financial	00000	46-2013631				LiensNC, LLC	NC	NIA	Chicago Title Insurance Company	Ownership	11.110	Fidelity National Financial, Inc	NO	
.0670	Fidelity National Financial	00000	46-2013631				LiensNC, LLC	NC	NIA	Fidelity National Title Insurance Company	Ownership	11.110	Fidelity National Financial, Inc	NO	
.0670	Fidelity National Financial	00000	54-1322898				LoanCare, LLC	VA	NIA	ServiceLink NLS, LLC	Ownership, Management	100.000	Fidelity National Financial, Inc	NO	
.0670	Fidelity National Financial	00000	31-1629376				Longworth-Insured Title Agency, LLC	OH	NIA	FNTS Holdings, LLC	Ownership, Board	51.000	Fidelity National Financial, Inc	NO	
.0670	Fidelity National Financial	00000	86-3861937				LP Title Company, LLC	TX	NIA	FNTS Holdings, LLC	Ownership	51.000	Fidelity National Financial, Inc	NO	
.0670	Fidelity National Financial	00000	75-2366840				LRT Record Services, LLC	TX	NIA	LTC Sub, LLC	Ownership, Management	100.000	Fidelity National Financial, Inc	NO	

STATEMENT AS OF MARCH 31, 2025 OF THE FIDELITY & GUARANTY LIFE INSURANCE COMPANY

**SCHEDULE Y**  
**PART 1A - DETAILS OF INSURANCE HOLDING COMPANY SYSTEM**

1	2	3	4	5	6	7	8	9	10	11	12	13	14	15	16
Group Code	Group Name	NAIC Company Code	ID Number	Federal RSSD	CIK	Name of Securities Exchange if Publicly Traded (U.S. or International)	Names of Parent, Subsidiaries Or Affiliates	Domiciliary Location	Relationship to Reporting Entity	Directly Controlled by (Name of Entity/Person)	Type of Control (Ownership, Board, Management, Attorney-in-Fact, Influence, Other)	If Control is Ownership Provide Percentage	Ultimate Controlling Entity(ies)/Person(s)	Is an SCA Filing Required? (Yes/No)	*
.0670	Fidelity National Financial	00000	46-4504831				LTC Sub, LLC	DE	NIA	SL National TaxNet, LLC National Residential Nominee Services, Inc	Ownership	100.000	Fidelity National Financial, Inc	NO	
.0670	Fidelity National Financial	00000	75-3064874				Maine Residential Nominee Services, LLC Manchester Development Corporation d/b/a Orion Realty Group	ME	NIA		Ownership, Board, Management	100.000	Fidelity National Financial, Inc	NO	
.0670	Fidelity National Financial	00000	94-2975403				Massachusetts Residential Nominee Services, LLC	CA	NIA	Rocky Mountain Support Services, Inc National Residential Nominee Services, Inc	Ownership, Board, Management	100.000	Fidelity National Financial, Inc	NO	
.0670	Fidelity National Financial	00000	33-1007581				McNamara, LLC	MA	NIA		Ownership, Board, Management	100.000	Fidelity National Financial, Inc	NO	
.0670	Fidelity National Financial	00000	36-0906930				FNTS Holdings, LLC	NV	NIA		Ownership, Board, Management	100.000	Fidelity National Financial, Inc	NO	
.0670	Fidelity National Financial	00000	48-1254790				Memphis, TN Joint Plant, LLC	TN	NIA	Commonwealth Land Title Insurance Company	Ownership	25.000	Fidelity National Financial, Inc	NO	
.0670	Fidelity National Financial	00000	48-1254790				Memphis, TN Joint Plant, LLC	TN	NIA	Chicago Title Insurance Company	Ownership	25.000	Fidelity National Financial, Inc	NO	
.0670	Fidelity National Financial	00000	48-1254790				Memphis, TN Joint Plant, LLC	TN	NIA	Fidelity National Title Insurance Company	Ownership	25.000	Fidelity National Financial, Inc	NO	
.0670	Fidelity National Financial	00000	86-1561598				Meraki Title Insurance Agency, LLC	UT	NIA	FNTS Holdings, LLC	Ownership	51.000	Fidelity National Financial, Inc	NO	
.0670	Fidelity National Financial	00000	85-4372825				Metro Title Co., LLC	OK	NIA	AllFirst, LLC	Ownership	50.000	Fidelity National Financial, Inc	NO	
.0670	Fidelity National Financial	00000	85-3122296				Mission Servicing Asset Management, LLC	DE	NIA	FNAO Holdings, LLC	Ownership, Board, Management	100.000	Fidelity National Financial, Inc	NO	
.0670	Fidelity National Financial	00000	63-1205520				Mission Servicing Residential, Inc	AL	NIA	Mission Servicing Asset Management, LLC	Ownership, Board, Management	100.000	Fidelity National Financial, Inc	NO	
.0670	Fidelity National Financial	00000	68-0356319				National Alliance Marketing Group, LLC	CA	NIA	Fidelity National Financial, Inc	Ownership, Board, Management	100.000	Fidelity National Financial, Inc	NO	
.0670	Fidelity National Financial	00000	33-1098667				National Link, LLC	PA	NIA	ServiceLink NLS, LLC	Ownership, Board, Management	49.800	Fidelity National Financial, Inc	NO	
.0670	Fidelity National Financial	00000	33-1098668				National Link, LP	PA	NIA	ATM Holdings, Inc	Ownership, Board, Management	49.500	Fidelity National Financial, Inc	NO	
.0670	Fidelity National Financial	00000	33-1098668				National Link, LP	PA	NIA	National Link, LLC	Ownership	1.000	Fidelity National Financial, Inc	NO	
.0670	Fidelity National Financial	00000					National Residential Nominee Services Canada, Inc	CAN	NIA	National Residential Nominee Services, Inc	Ownership, Board, Management	100.000	Fidelity National Financial, Inc	NO	
.0670	Fidelity National Financial	00000	77-0584282				National Residential Nominee Services, Inc	DE	NIA	Fidelity Residential Solutions, Inc	Ownership, Board, Management	100.000	Fidelity National Financial, Inc	NO	
.0670	Fidelity National Financial	00000	77-0558360				National Safe Harbor Exchanges, Inc	CA	NIA	IPX1031, LLC	Ownership, Board, Management	100.000	Fidelity National Financial, Inc	NO	
.0670	Fidelity National Financial	51020	11-0627325				National Title Insurance of New York Inc.	NY	IA	Chicago Title Insurance Company	Ownership, Board, Management	100.000	Fidelity National Financial, Inc	NO	
.0670	Fidelity National Financial	00000	61-1476023				NationalLink of Alabama, LLC	AL	NIA	National Link, LP	Ownership, Board, Management	100.000	Fidelity National Financial, Inc	NO	
.0670	Fidelity National Financial	00000	81-0854399				NationalLink Valuations, LLC	DE	NIA	National Link, LP	Ownership, Board, Management	100.000	Fidelity National Financial, Inc	NO	
.0670	Fidelity National Financial	00000	20-1245756				Nationwide Settlement Source, LLC	PA	NIA	Vision Global Solutions, LLC	Ownership, Board, Management	100.000	Fidelity National Financial, Inc	NO	
.0670	Fidelity National Financial	00000	93-1675704				Neighborly Title Company, LLC	IN	NIA	FNTS Holdings, LLC	Ownership, Management	51.000	Fidelity National Financial, Inc	NO	
.0670	Fidelity National Financial	00000	45-4801752				New Mode AV, LLC	CA	NIA	FNTS Holdings, LLC	Ownership	75.000	Fidelity National Financial, Inc	NO	
.0670	Fidelity National Financial	00000	20-0856666				New York Land Services, Inc	NY	NIA	FNTS Holdings, LLC	Ownership, Board, Management	100.000	Fidelity National Financial, Inc	NO	
.0670	Fidelity National Financial	00000	20-0133612				NextAce Corporation	CA	NIA	FNTS Holdings, LLC	Ownership, Board	100.000	Fidelity National Financial, Inc	NO	
.0670	Fidelity National Financial	00000	20-4239303				Noble Title Agency, LLC	MI	NIA	FNTS Holdings, LLC	Ownership	51.000	Fidelity National Financial, Inc	NO	
.0670	Fidelity National Financial	00000	88-0161449				Northern Nevada Title Company	NV	NIA	FNTS Holdings, LLC	Ownership, Board, Management	100.000	Fidelity National Financial, Inc	NO	
.0670	Fidelity National Financial	00000	33-4437333				Northlake Title, LLC	FL	NIA	LCTG Holdings, LLC	Ownership	51.000	Fidelity National Financial, Inc	NO	
.0670	Fidelity National Financial	00000	85-4329828				Novare National Settlement Service of Louisiana, LLC	LA	NIA	Novare Settlement Holdings, LLC	Ownership	100.000	Fidelity National Financial, Inc	NO	
.0670	Fidelity National Financial	00000	37-1796081				Novare National Settlement Service of Maryland, LLC	MD	NIA	Novare National Settlement Service, LLC	Ownership, Management	100.000	Fidelity National Financial, Inc	NO	
.0670	Fidelity National Financial	00000	45-2852580				Novare National Settlement Service, LLC	DE	NIA	Novare Settlement Holdings, LLC	Ownership, Management	100.000	Fidelity National Financial, Inc	NO	
.0670	Fidelity National Financial	00000	45-3135599				Novare Settlement Holdings, LLC	DE	NIA	FNTS Holdings, LLC	Ownership, Board, Management	80.000	Fidelity National Financial, Inc	NO	
.0670	Fidelity National Financial	00000	46-4610762				Oklahoma Abstract Partners, LLC	OK	NIA	AllFirst, LLC	Ownership, Management	100.000	Fidelity National Financial, Inc	NO	
.0670	Fidelity National Financial	00000	81-4623802				Oklahoma Title Partners, LLC	OK	NIA	AllFirst, LLC	Ownership, Management	100.000	Fidelity National Financial, Inc	NO	
.0670	Fidelity National Financial	00000	34-1950998				OnePointCity, LLC	OH	NIA	ServiceLink National Flood, LLC	Ownership, Management	100.000	Fidelity National Financial, Inc	NO	
.0670	Fidelity National Financial	00000	86-3995079				Origin8cares Holding Company, Inc	DE	NIA	Fidelity & Guaranty Life Holdings, Inc	Ownership	41.900	Fidelity National Financial, Inc	NO	
.0670	Fidelity National Financial	00000					Outsourcing Architects Canada, Inc	CAN	NIA	FNF Canada Company	Ownership, Board, Management	100.000	Fidelity National Financial, Inc	NO	
.0670	Fidelity National Financial	00000	84-4877149				Oxford Commercial Title Agency, LLC	OH	NIA	FNTS Holdings, LLC	Ownership	50.100	Fidelity National Financial, Inc	NO	
.0670	Fidelity National Financial	00000	95-2569776				Pacific Coast Title Company	CA	NIA	FNF UTC, LLC	Ownership, Board, Management	40.000	Fidelity National Financial, Inc	NO	
.0670	Fidelity National Financial	00000	99-372879				PALH, LLC	DE	NIA	Peak Altitude Equity, LLC	Ownership	100.000	Fidelity National Financial, Inc	NO	
.0670	Fidelity National Financial	00000	92-1202855				Parkside Title Agency, LLC	MI	NIA	FNTS Holdings, LLC	Ownership	51.000	Fidelity National Financial, Inc	NO	
.0670	Fidelity National Financial	00000	26-2901483				PC Agent Group, Inc	DE	NIA	National Alliance Marketing Group, LLC	Ownership, Board, Management	100.000	Fidelity National Financial, Inc	NO	

STATEMENT AS OF MARCH 31, 2025 OF THE FIDELITY & GUARANTY LIFE INSURANCE COMPANY

**SCHEDULE Y**

**PART 1A - DETAILS OF INSURANCE HOLDING COMPANY SYSTEM**

1	2	3	4	5	6	7	8	9	10	11	12	13	14	15	16
Group Code	Group Name	NAIC Company Code	ID Number	Federal RSSD	CIK	Name of Securities Exchange if Publicly Traded (U.S. or International)	Names of Parent, Subsidiaries Or Affiliates	Domiciliary Location	Relationship to Reporting Entity	Directly Controlled by (Name of Entity/Person)	Type of Control (Ownership, Board, Management, Attorney-in-Fact, Influence, Other)	If Control is Ownership Provide Percentage	Ultimate Controlling Entity(ies)/Person(s)	Is an SCA Filing Required? (Yes/No)	*
.0670	Fidelity National Financial	00000	99-0870586				Peak Altitude Equity, LLC	DE	NIA	Fidelity & Guaranty Life Holdings, Inc	Ownership	100.000	Fidelity National Financial, Inc	NO	
.0670	Fidelity National Financial	00000	32-0445288				Performance Title & Escrow, LLC	FL	NIA	LandCastle Title Group, LLC	Ownership	50.010	Fidelity National Financial, Inc	NO	
.0670	Fidelity National Financial	00000	84-3466072				PHS Title, L.L.C.	OK	NIA	Oklahoma Abstract Partners, LLC	Ownership	100.000	Fidelity National Financial, Inc	NO	
.0670	Fidelity National Financial	00000	27-1300050				Preferred Choice Escrow	CA	NIA	FNF Escrow Holdings II, LLC Fidelity National Title Insurance Services,	Ownership, Board, Management	57.040	Fidelity National Financial, Inc	NO	
.0670	Fidelity National Financial	00000					Prime X Settlement Services LLC	DE	NIA	LLC	Ownership, Board, Management	30.000	Fidelity National Financial, Inc	NO	
.0670	Fidelity National Financial	00000	92-0915150				Principle Title Agency, LLC	MI	NIA	FNTS Holdings, LLC	Ownership	51.000	Fidelity National Financial, Inc	NO	
.0670	Fidelity National Financial	00000	61-2058376				Property Insight, LLC	DE	NIA	Rocky Mountain Support Services, Inc	Ownership, Management	100.000	Fidelity National Financial, Inc	NO	
.0670	Fidelity National Financial	00000	52-2156341				Property Title & Escrow, LLC	MD	NIA	FNTS Holdings, LLC	Ownership, Management	100.000	Fidelity National Financial, Inc	NO	
.0670	Fidelity National Financial	00000	84-4039540				PS WRKS LLC	DE	NIA	Excel Title Group, LLC	Ownership	20.000	Fidelity National Financial, Inc	NO	
.0670	Fidelity National Financial	00000	47-4091518				QOIMPLX, Inc	DE	NIA	Fidelity National Financial, Inc Fidelity & Guaranty Life Insurance Company	Ownership	43.650	Fidelity National Financial, Inc	NO	
.0670	Fidelity National Financial	14069	27-3993835				Raven Reinsurance Company	VT	DS		Ownership	100.000	Fidelity National Financial, Inc	NO	
.0670	Fidelity National Financial	00000	26-3114027				Real Geeks, LLC	NV	NIA	FNF RE Technology Holdings, LLC	Ownership, Management	100.000	Fidelity National Financial, Inc	NO	
.0670	Fidelity National Financial	00000	99-2589153				RealSatisfied, LLC	DE	NIA	CINC Superior Holdings, LLC	Ownership, Management	100.000	Fidelity National Financial, Inc	NO	
.0670	Fidelity National Financial	00000	51-0504679				Region Title, LLC	IN	NIA	Chicago Title Insurance Company	Ownership	35.000	Fidelity National Financial, Inc	NO	
.0670	Fidelity National Financial	00000	82-5005214				Reliance Title Agency, LLC	MI	NIA	FNTS Holdings, LLC	Ownership	51.000	Fidelity National Financial, Inc	NO	
.0670	Fidelity National Financial	00000	32-0148453				River Valley Abstract & Title, Inc	WI	NIA	FNTS Holdings, LLC	Ownership, Board, Management	100.000	Fidelity National Financial, Inc	NO	
.0670	Fidelity National Financial	00000	99-0491794				Roar Joint Venture, LLC	DE	NIA	Peak Altitude Equity, LLC	Ownership	70.000	Fidelity National Financial, Inc	NO	
.0670	Fidelity National Financial	00000	37-1758123				Rockford Title Agency, LLC	MI	NIA	FNTS Holdings, LLC	Ownership	45.500	Fidelity National Financial, Inc	NO	
.0670	Fidelity National Financial	00000	16-1725106				Rocky Mountain Aviation, LLC	AZ	NIA	Fidelity National Financial, Inc	Ownership, Board, Management	100.000	Fidelity National Financial, Inc	NO	
.0670	Fidelity National Financial	17122	87-2562974				Rocky Mountain Insurance Company	VT	NIA	FNTG Holdings, LLC	Ownership, Board, Management	100.000	Fidelity National Financial, Inc	NO	
.0670	Fidelity National Financial	00000	86-0450201				Rocky Mountain Support Services, Inc	AZ	NIA	FNTS Holdings, LLC	Ownership, Board, Management	100.000	Fidelity National Financial, Inc	NO	
.0670	Fidelity National Financial	00000	85-0202196				San Juan County Abstract & Title Company	NM	NIA	FNTS Holdings, LLC	Ownership, Board, Management	100.000	Fidelity National Financial, Inc	NO	
.0670	Fidelity National Financial	00000	20-4239510				Seasons Title Agency, LLC	MI	NIA	FNTS Holdings, LLC	Ownership, Management	45.000	Fidelity National Financial, Inc	NO	
.0670	Fidelity National Financial	00000	48-4372498				Secured Escrow Inc	CA	NIA	FNF Escrow Holdings II, LLC	Ownership	100.000	Fidelity National Financial, Inc	NO	
.0670	Fidelity National Financial	00000	86-0942121				Security Title Agency, Inc	AZ	NIA	FNTS Holdings, LLC	Ownership, Board, Management	100.000	Fidelity National Financial, Inc	NO	
.0670	Fidelity National Financial	00000	01-0903690				Security Title Guaranty Co	CO	NIA	FNTS Holdings, LLC	Ownership, Board, Management	100.000	Fidelity National Financial, Inc	NO	
.0670	Fidelity National Financial	00000	95-1769702				Select Pacific Escrow, Inc	CA	NIA	FNF Escrow Holdings II, LLC	Ownership	51.000	Fidelity National Financial, Inc	NO	
.0670	Fidelity National Financial	00000	94-2882944				ServiceLink Agency Sales and Posting, LLC	CA	NIA	ServiceLink Default Services, LLC	Ownership, Management	100.000	Fidelity National Financial, Inc	NO	
.0670	Fidelity National Financial	00000	20-1113381				ServiceLink Asset Management Solutions, LLC	PA	NIA	ServiceLink NLS, LLC	Ownership, Board, Management	100.000	Fidelity National Financial, Inc	NO	
.0670	Fidelity National Financial	00000	45-5537430				ServiceLink Auction Services, Inc	TX	NIA	ServiceLink Auction, LLC	Ownership, Board, Management	100.000	Fidelity National Financial, Inc	NO	
.0670	Fidelity National Financial	00000	82-1145055				ServiceLink Auction, LLC	DE	NIA	ServiceLink NLS, LLC	Ownership, Management	100.000	Fidelity National Financial, Inc	NO	
.0670	Fidelity National Financial	00000	80-0625945				ServiceLink Default Abstract Solutions, LLC	DE	NIA	ServiceLink NLS, LLC	Ownership, Board, Management	100.000	Fidelity National Financial, Inc	NO	
.0670	Fidelity National Financial	00000	27-3732267				ServiceLink Default Services, LLC	DE	NIA	ServiceLink NLS, LLC	Ownership, Management	100.000	Fidelity National Financial, Inc	NO	
.0670	Fidelity National Financial	00000	34-1856603				ServiceLink Field Services, LLC	DE	NIA	ServiceLink Default Services, LLC	Ownership, Management	100.000	Fidelity National Financial, Inc	NO	
.0670	Fidelity National Financial	00000	47-2198759				ServiceLink Holdings, Inc	DE	NIA	Fidelity National Financial, Inc	Ownership, Board, Management	100.000	Fidelity National Financial, Inc	NO	
.0670	Fidelity National Financial	00000	46-3926360				ServiceLink Holdings, LLC	DE	NIA	ServiceLink Holdings, Inc	Ownership, Management	100.000	Fidelity National Financial, Inc	NO	
.0670	Fidelity National Financial	00000	80-0625945				ServiceLink IP Holding Company, LLC	DE	NIA	ServiceLink NLS, LLC	Ownership, Management	100.000	Fidelity National Financial, Inc	NO	
.0670	Fidelity National Financial	00000	45-3691064				ServiceLink Management Company, LLC	DE	NIA	ServiceLink NLS, LLC	Ownership, Board, Management	100.000	Fidelity National Financial, Inc	NO	
.0670	Fidelity National Financial	00000	61-1733605				ServiceLink National Flood, LLC	DE	NIA	SL National TaxNet, LLC	Ownership, Management	100.000	Fidelity National Financial, Inc	NO	
.0670	Fidelity National Financial	00000	80-0625945				ServiceLink NLS, LLC	DE	NIA	ServiceLink Holdings, LLC	Ownership, Board, Management	100.000	Fidelity National Financial, Inc	NO	
.0670	Fidelity National Financial	00000	27-0636895				ServiceLink of Arkansas, LLC	AR	NIA	ServiceLink NLS, LLC	Ownership, Board, Management	100.000	Fidelity National Financial, Inc	NO	
.0670	Fidelity National Financial	00000	88-3968509				ServiceLink of Louisiana, LLC	LA	NIA	ServiceLink NLS, LLC	Ownership, Management	100.000	Fidelity National Financial, Inc	NO	
.0670	Fidelity National Financial	00000	20-1362559				ServiceLink of Texas, LLC	TX	NIA	ServiceLink NLS, LLC	Ownership, Board, Management	100.000	Fidelity National Financial, Inc	NO	
.0670	Fidelity National Financial	00000	01-0560689				ServiceLink Process Solutions, LLC	DE	NIA	ServiceLink Default Services, LLC	Ownership, Management	100.000	Fidelity National Financial, Inc	NO	
.0670	Fidelity National Financial	00000	80-0964695				ServiceLink Services Management, Inc	DE	NIA	ServiceLink Holdings, LLC	Ownership, Management	100.000	Fidelity National Financial, Inc	NO	
.0670	Fidelity National Financial	00000	80-0964284				ServiceLink Services, LLC	DE	NIA	ServiceLink Holdings, LLC	Ownership, Management	100.000	Fidelity National Financial, Inc	NO	
.0670	Fidelity National Financial	00000	90-0172717				ServiceLink Title Agency, Inc	IL	NIA	ServiceLink Title Company	Ownership, Board, Management	100.000	Fidelity National Financial, Inc	NO	

STATEMENT AS OF MARCH 31, 2025 OF THE FIDELITY & GUARANTY LIFE INSURANCE COMPANY

SCHEDULE Y

PART 1A - DETAILS OF INSURANCE HOLDING COMPANY SYSTEM

1	2	3	4	5	6	7	8	9	10	11	12	13	14	15	16
Group Code	Group Name	NAIC Company Code	ID Number	Federal RSSD	CIK	Name of Securities Exchange if Publicly Traded (U.S. or International)	Names of Parent, Subsidiaries Or Affiliates	Domiciliary Location	Relationship to Reporting Entity	Directly Controlled by (Name of Entity/Person)	Type of Control (Ownership, Board, Management, Attorney-in-Fact, Influence, Other)	If Control is Ownership Provide Percentage	Ultimate Controlling Entity(ies)/Person(s)	Is an SCA Filing Required? (Yes/No)	*
.0670	Fidelity National Financial	00000	94-2696070				ServiceLink Title Company	CA	NIA	SL National TaxNet, LLC	Ownership, Board, Management	100.000	Fidelity National Financial, Inc	NO	
.0670	Fidelity National Financial	00000	27-1896849				ServiceLink Title Company of Alabama, LLC	AL	NIA	ServiceLink, LLC	Ownership, Board, Management	100.000	Fidelity National Financial, Inc	NO	
.0670	Fidelity National Financial	00000	46-4504831				ServiceLink Title Company of Oregon, LLC	OR	NIA	LTC Sub, LLC	Ownership, Management	100.000	Fidelity National Financial, Inc	NO	
.0670	Fidelity National Financial	00000	34-2050114				ServiceLink Title Insurance Agency of Utah, LLC	UT	NIA	LTC Sub, LLC	Ownership, Management	100.000	Fidelity National Financial, Inc	NO	
.0670	Fidelity National Financial	00000	80-0625945				ServiceLink Valuation Solutions, LLC	DE	NIA	ServiceLink NLS, LLC	Ownership, Board, Management	100.000	Fidelity National Financial, Inc	NO	
.0670	Fidelity National Financial	00000	27-1896849				ServiceLink, LLC	PA	NIA	ServiceLink NLS, LLC	Ownership, Board, Management	100.000	Fidelity National Financial, Inc	NO	
.0670	Fidelity National Financial	00000	87-4810420				SGIH, LLC	DE	NIA	Fidelity National Financial, Inc	Ownership	35.160	Fidelity National Financial, Inc	NO	
.0670	Fidelity National Financial	00000	32-0469387				Shalimar Escrow, Inc	CA	NIA	FNF Escrow Holdings II, LLC	Ownership, Board, Management	63.250	Fidelity National Financial, Inc	NO	
.0670	Fidelity National Financial	00000	93-1722566				Shoreline Title Insurance Group, LLC	IN	NIA	FNTS Holdings, LLC	Ownership, Management	51.000	Fidelity National Financial, Inc	NO	
.0670	Fidelity National Financial	00000	84-1240038				SKLD Title Services, Inc	CO	NIA	Chicago Title Insurance Company	Ownership	13.900	Fidelity National Financial, Inc	YES	
.0670	Fidelity National Financial	00000	84-1240038				SKLD Title Services, Inc	CO	NIA	Chicago Title of Colorado, Inc	Ownership	0.830	Fidelity National Financial, Inc	NO	
.0670	Fidelity National Financial	00000	27-2416279				SkySlope, Inc	CA	NIA	FNF RE Technology Holdings, LLC	Ownership, Board, Management	96.020	Fidelity National Financial, Inc	NO	
.0670	Fidelity National Financial	00000	27-3732345				SL National TaxNet, LLC	DE	NIA	ServiceLink NLS, LLC	Ownership, Management	100.000	Fidelity National Financial, Inc	NO	
.0670	Fidelity National Financial	00000	45-2625780				Smith Brothers Abstract & Title Co LLC	OK	NIA	Oklahoma Title Partners LLC	Ownership, Management	100.000	Fidelity National Financial, Inc	NO	
.0670	Fidelity National Financial	00000	26-3287693				Softpro, LLC	DE	NIA	FNTS Holdings, LLC	Ownership, Board, Management	100.000	Fidelity National Financial, Inc	NO	
.0670	Fidelity National Financial	00000					Southwest Michigan Title Agency, LLC	MI	NIA	Chicago Title of Michigan, Inc	Ownership, Board, Management	50.000	Fidelity National Financial, Inc	NO	
.0670	Fidelity National Financial	00000					Specialty Lending Company, LLC	DE	NIA	Fidelity & Guaranty Life Insurance Company	Ownership	10.000	Fidelity National Financial, Inc	NO	
.0670	Fidelity National Financial	00000	87-3066977				StarTex Title Agency, LLC	TX	NIA	FNTS Holdings, LLC	Ownership, Management	100.000	Fidelity National Financial, Inc	NO	
.0670	Fidelity National Financial	00000	94-3382994				Strategic Property Investments, Inc	DE	NIA	IPX1031, LLC	Ownership, Board, Management	100.000	Fidelity National Financial, Inc	NO	
.0670	Fidelity National Financial	00000	88-4251885				Strategic Title Agency, LLC	MI	NIA	FNTS Holdings, LLC	Ownership	51.000	Fidelity National Financial, Inc	NO	
.0670	Fidelity National Financial	00000	30-0727712				STS Agency, LLC	OH	NIA	FNTS Holdings, LLC	Ownership	50.100	Fidelity National Financial, Inc	NO	
.0670	Fidelity National Financial	00000	92-1324043				Syncis Holdings, LLC	DE	NIA	Peak Altitude Equity, LLC	Ownership	49.000	Fidelity National Financial, Inc	NO	
.0670	Fidelity National Financial	00000	84-3994969				Synergy Title, LLC	FL	NIA	LCTG Holdings, LLC	Ownership	51.000	Fidelity National Financial, Inc	NO	
.0670	Fidelity National Financial	00000	99-0257112				T.G. Exchange, Inc	HI	NIA	Title Guaranty Escrow Services, Inc	Ownership	100.000	Fidelity National Financial, Inc	NO	
.0670	Fidelity National Financial	00000	99-0266500				T.G. Super Exchange Corp.	HI	NIA	Title Guaranty Escrow Services, Inc	Ownership	100.000	Fidelity National Financial, Inc	NO	
.0670	Fidelity National Financial	00000	36-5068353				TBD, LLC	NC	NIA	Fidelity National Title Company, LLC	Ownership	50.000	Fidelity National Financial, Inc	NO	
.0670	Fidelity National Financial	00000	36-5068353				TBD, LLC	NC	NIA	Chicago Title Company, LLC	Ownership	50.000	Fidelity National Financial, Inc	NO	
.0670	Fidelity National Financial	00000	80-0935765				TCT Title, LLC	OH	NIA	FNTS Holdings, LLC	Ownership, Management	51.000	Fidelity National Financial, Inc	NO	
.0670	Fidelity National Financial	00000	99-2381302				Team Title, LLC	MI	NIA	FNTS Holdings, LLC	Ownership	51.000	Fidelity National Financial, Inc	NO	
.0670	Fidelity National Financial	00000	35-6013846				The Land Trust Company	IN	NIA	LC Investment Corporation	Ownership, Board, Management	100.000	Fidelity National Financial, Inc	NO	
.0670	Fidelity National Financial	00000	33-1266977				The Land Trust Company	FL	NIA	FNTS Holdings, LLC	Ownership, Board, Management	100.000	Fidelity National Financial, Inc	NO	
.0670	Fidelity National Financial	00000	99-0650058				The Land Trust Company of Florida, Inc	FL	NIA	FNTS Holdings, LLC	Ownership, Board, Management	100.000	Fidelity National Financial, Inc	NO	
.0670	Fidelity National Financial	00000	52-0405180				The Maryland Title Guarantee Company	MD	NIA	FNTS Holdings, LLC	Ownership, Board, Management	100.000	Fidelity National Financial, Inc	NO	
.0670	Fidelity National Financial	00000	52-0910029				The Title Guarantee Company	MD	NIA	FNTS Holdings, LLC	Ownership, Board, Management	100.000	Fidelity National Financial, Inc	NO	
.0670	Fidelity National Financial	00000	45-3005038				Ticor Asset Management, LLC	CA	NIA	FNTS Holdings, LLC	Ownership, Board, Management	100.000	Fidelity National Financial, Inc	NO	
.0670	Fidelity National Financial	00000	91-1653615				Ticor Title Company	WA	NIA	FNTS Holdings, LLC	Ownership, Board, Management	100.000	Fidelity National Financial, Inc	NO	
.0670	Fidelity National Financial	00000	77-0213624				Ticor Title Company of California	CA	NIA	FNF UTC, LLC	Ownership, Board, Management	100.000	Fidelity National Financial, Inc	NO	
.0670	Fidelity National Financial	00000	93-0567838				Ticor Title Company of Oregon	OR	NIA	FNTS Holdings, LLC	Ownership, Board, Management	100.000	Fidelity National Financial, Inc	NO	
.0670	Fidelity National Financial	00000	84-0988636				Ticor Title of Colorado, Inc	CO	NIA	FNF Security Acquisition, Inc	Ownership, Board, Management	100.000	Fidelity National Financial, Inc	NO	
.0670	Fidelity National Financial	00000	46-0466504				Ticor Title of Nevada, Inc	NV	NIA	FNTS Holdings, LLC	Ownership, Board, Management	100.000	Fidelity National Financial, Inc	NO	
.0670	Fidelity National Financial	00000	74-1586205				Title Data, Inc	TX	NIA	Chicago Title of Texas, LLC	Ownership	5.260	Fidelity National Financial, Inc	NO	
.0670	Fidelity National Financial	00000	74-1586205				Title Data, Inc	TX	NIA	Fidelity National Title Insurance Company	Ownership	5.260	Fidelity National Financial, Inc	NO	
.0670	Fidelity National Financial	00000	74-1586205				Title Data, Inc	TX	NIA	Commonwealth Land Title Insurance Company	Ownership	5.260	Fidelity National Financial, Inc	NO	
.0670	Fidelity National Financial	00000	74-1586205				Title Data, Inc	TX	NIA	Alamo Title Insurance	Ownership	5.260	Fidelity National Financial, Inc	NO	
.0670	Fidelity National Financial	00000	74-1586205				Title Data, Inc	TX	NIA	Alamo Title Company	Ownership	5.260	Fidelity National Financial, Inc	NO	
.0670	Fidelity National Financial	00000	74-1586205				Title Data, Inc	TX	NIA	Commonwealth Title of Houston, Inc	Ownership	5.260	Fidelity National Financial, Inc	NO	
.0670	Fidelity National Financial	00000	74-1586205				Title Data, Inc	TX	NIA	FNF Charter Title Company	Ownership	5.260	Fidelity National Financial, Inc	NO	

STATEMENT AS OF MARCH 31, 2025 OF THE FIDELITY & GUARANTY LIFE INSURANCE COMPANY

**SCHEDULE Y**  
**PART 1A - DETAILS OF INSURANCE HOLDING COMPANY SYSTEM**

1	2	3	4	5	6	7	8	9	10	11	12	13	14	15	16
Group Code	Group Name	NAIC Company Code	ID Number	Federal RSSD	CIK	Name of Securities Exchange if Publicly Traded (U.S. or International)	Names of Parent, Subsidiaries Or Affiliates	Domiciliary Location	Relationship to Reporting Entity	Directly Controlled by (Name of Entity/Person)	Type of Control (Ownership, Board, Management, Attorney-in-Fact, Influence, Other)	If Control is Ownership Provide Percentage	Ultimate Controlling Entity(ies)/Person(s)	Is an SCA Filing Required? (Yes/No)	*
.0670	Fidelity National Financial	00000	74-1586205				Title Data, Inc	TX	NIA	Fidelity National Title Agency, Inc	Ownership	5.260	Fidelity National Financial, Inc	NO	
.0670	Fidelity National Financial	00000	74-1586205				Title Data, Inc	TX	NIA	StarTex Title Agency, LLC	Ownership	5.260	Fidelity National Financial, Inc	NO	
.0670	Fidelity National Financial	00000	99-0092598				Title Guaranty Escrow Services, Inc	HI	NIA	FNTS Holdings, LLC	Ownership	90.000	Fidelity National Financial, Inc	NO	
.0670	Fidelity National Financial	00000	99-0105031				Title Guaranty of Hawaii, LLC	HI	NIA	FNTS Holdings, LLC	Ownership, Board, Management	90.000	Fidelity National Financial, Inc	NO	
.0670	Fidelity National Financial	00000	86-0610659				Title Plant Corporation	AZ	NIA	Fidelity National Title Agency, Inc	Ownership	10.000	Fidelity National Financial, Inc	NO	
.0670	Fidelity National Financial	00000	86-0610659				Title Plant Corporation	AZ	NIA	Chicago Title Insurance Company	Ownership	10.000	Fidelity National Financial, Inc	NO	
.0670	Fidelity National Financial	00000	20-2170939				Title Plant of Sante Fe, LLC	NM	NIA	Fidelity National Title Insurance Company	Ownership	31.000	Fidelity National Financial, Inc	NO	
.0670	Fidelity National Financial	32336	03-0311175				Title Reinsurance Company	VT	IA	Fidelity National Title Insurance Company	Ownership	17.480	Fidelity National Financial, Inc	NO	
.0670	Fidelity National Financial	32336	03-0311175				Title Reinsurance Company	VT	IA	Chicago Title Insurance Company	Ownership	33.740	Fidelity National Financial, Inc	NO	
.0670	Fidelity National Financial	32336	03-0311175				Title Reinsurance Company	VT	IA	Commonwealth Land Title Insurance Company	Ownership	11.380	Fidelity National Financial, Inc	NO	
.0670	Fidelity National Financial	00000	86-3900831				TitleLogix Solutions, LLC	TX	NIA	Oklahoma Title Partners LLC	Ownership	50.100	Fidelity National Financial, Inc	NO	
.0670	Fidelity National Financial	00000	47-2275372				Titlellave Southeast, LLC	DE	NIA	Fidelity National Title Group, Inc	Ownership	100.000	Fidelity National Financial, Inc	NO	
.0670	Fidelity National Financial	00000	82-0492853				Transnation Title & Escrow, Inc	DE	NIA	FNTS Holdings, LLC Fidelity & Guaranty Life Insurance Company	Ownership, Board, Management	100.000	Fidelity National Financial, Inc	NO	
.0670	Fidelity National Financial	00000					Treaty Oak Mortgage Trust	DE	DS		Ownership	100.000	Fidelity National Financial, Inc	NO	
.0670	Fidelity National Financial	00000	93-1097346				TriCounty Title Plant	OR	NIA	Fidelity National Title Company of Oregon	Ownership	9.090	Fidelity National Financial, Inc	NO	
.0670	Fidelity National Financial	00000	93-1097346				TriCounty Title Plant	OR	NIA	Ticor Title Company of Oregon	Ownership	9.090	Fidelity National Financial, Inc	NO	
.0670	Fidelity National Financial	00000	93-1097346				TriCounty Title Plant	OR	NIA	Chicago Title Company of Oregon	Ownership	9.090	Fidelity National Financial, Inc	NO	
.0670	Fidelity National Financial	00000	93-1097346				TriCounty Title Plant	OR	NIA	National Title Insurance of New York Inc.	Ownership	9.090	Fidelity National Financial, Inc	NO	
.0670	Fidelity National Financial	00000	93-1097346				TriCounty Title Plant	OR	NIA	Lawyers Title of Oregon, LLC	Ownership	9.090	Fidelity National Financial, Inc	NO	
.0670	Fidelity National Financial	00000	99-4700559				True Defense Title Services, LLC	IN	NIA	FNTS Holdings, LLC	Ownership	51.000	Fidelity National Financial, Inc	NO	
.0670	Fidelity National Financial	00000	88-0325906				United Financial Management Company	NV	NIA	FNTS Holdings, LLC	Ownership, Board, Management	100.000	Fidelity National Financial, Inc	NO	
.0670	Fidelity National Financial	00000	20-3853676				United Title Company, Inc	CO	NIA	FNF Security Acquisition, Inc	Ownership, Board, Management	100.000	Fidelity National Financial, Inc	NO	
.0670	Fidelity National Financial	00000	41-2154791				United Title of Nevada, Inc	NV	NIA	FNTS Holdings, LLC	Ownership, Board, Management	100.000	Fidelity National Financial, Inc	NO	
.0670	Fidelity National Financial	00000	86-0452311				USA Digital Solutions, Inc	AZ	NIA	FNF Security Acquisition, Inc National Residential Nominee Services, Inc	Ownership, Board, Management	100.000	Fidelity National Financial, Inc	NO	
.0670	Fidelity National Financial	00000	73-1644259				Vermont Residential Nominee Services, Inc	VT	NIA		Ownership, Board, Management	100.000	Fidelity National Financial, Inc	NO	
.0670	Fidelity National Financial	00000	46-4489581				Versal Escrow Services, Inc	CA	NIA	FNF Escrow Holdings II, LLC	Ownership	86.670	Fidelity National Financial, Inc	NO	
.0670	Fidelity National Financial	00000	82-1752350				Village Escrow Services, Inc	CA	NIA	FNF Escrow Holdings II, LLC	Ownership, Board, Management	60.000	Fidelity National Financial, Inc	NO	
.0670	Fidelity National Financial	00000	20-4531740				Village Resort, LLC	CA	NIA	FNTS Holdings, LLC	Ownership, Board, Management	100.000	Fidelity National Financial, Inc	NO	
.0670	Fidelity National Financial	00000	27-2923934				VIP Title Agency II, LLC	OH	NIA	FNTS Holdings, LLC	Ownership, Management	51.000	Fidelity National Financial, Inc	NO	
.0670	Fidelity National Financial	00000	43-2036558				Vision Global Solutions, LLC	PA	NIA	ServiceLink NLS, LLC	Ownership, Board, Management	100.000	Fidelity National Financial, Inc	NO	
.0670	Fidelity National Financial	00000	93-0950978				Western Title & Escrow Company	OR	NIA	FNTS Holdings, LLC	Ownership, Board, Management	100.000	Fidelity National Financial, Inc	NO	
.0670	Fidelity National Financial	00000					WIN Title Agency, LLC	OH	NIA	Fidelity National Title Company, LLC	Ownership	20.000	Fidelity National Financial, Inc	NO	
.0670	Fidelity National Financial	00000	88-1388151				Wisconsin Wide Title Services, LLC	WI	NIA	FNTS Holdings, LLC	Ownership	51.000	Fidelity National Financial, Inc	NO	
.0670	Fidelity National Financial	00000	38-3607209				Woodland Title Agency, LLC	MI	NIA	Chicago Title of Michigan, Inc	Ownership, Board, Management	40.000	Fidelity National Financial, Inc	NO	
.0670	Fidelity National Financial	00000	81-1879947				Woodland Title Agency, LLC	OH	NIA	FNTS Holdings, LLC	Ownership	51.000	Fidelity National Financial, Inc	NO	
.0670	Fidelity National Financial	00000	83-0368755				WT Tax Service, LLC	TX	NIA	FNF West Texas Abstract & Title Company, LLC	Ownership, Management	100.000	Fidelity National Financial, Inc	NO	

Asterisk	Explanation
----------	-------------

STATEMENT AS OF MARCH 31, 2025 OF THE FIDELITY & GUARANTY LIFE INSURANCE COMPANY

# SUPPLEMENTAL EXHIBITS AND SCHEDULES INTERROGATORIES

The following supplemental reports are required to be filed as part of your statement filing. However, in the event that your company does not transact the type of business for which the special report must be filed, your response of NO to the specific interrogatory will be accepted in lieu of filing a "NONE" report and a bar code will be printed below. If the supplement is required of your company but is not being filed for whatever reason enter SEE EXPLANATION and provide an explanation following the interrogatory questions.

	Response
1. Will the Trusteed Surplus Statement be filed with the state of domicile and the NAIC with this statement? .....	NO
2. Will the Medicare Part D Coverage Supplement be filed with the state of domicile and the NAIC with this statement? .....	NO
3. Will the Reasonableness of Assumptions Certification required by Actuarial Guideline XXXV be filed with the state of domicile and electronically with the NAIC? .....	NO
4. Will the Reasonableness and Consistency of Assumptions Certification required by Actuarial Guideline XXXV be filed with the state of domicile and electronically with the NAIC? .....	YES
5. Will the Reasonableness of Assumptions Certification for Implied Guaranteed Rate Method required by Actuarial Guideline XXXVI be filed with the state of domicile and electronically with the NAIC? .....	NO
6. Will the Reasonableness and Consistency of Assumptions Certification required by Actuarial Guideline XXXVI (Updated Average Market Value) be filed with the state of domicile and electronically with the NAIC? .....	NO
7. Will the Reasonableness and Consistency of Assumptions Certification required by Actuarial Guideline XXXVI (Updated Market Value) be filed with the state of domicile and electronically with the NAIC? .....	YES
8. Will the Life PBR Statement of Exemption be filed with the state of domicile by July 1st and electronically with the NAIC with the second quarterly filing per the Valuation Manual (by August 15)? (2nd Quarter Only) The response for 1st and 3rd quarters should be N/A. A NO response resulting with a bar code is only appropriate in the 2nd quarter. In the case of an ongoing statement of exemption, enter "SEE EXPLANATION" and provide as an explanation that the company is utilizing an ongoing statement of exemption. ....	N/A






**AUGUST FILING**

9. Will the regulator-only (non-public) Communication of Internal Control Related Matters Noted in Audit be filed with the state of domicile and electronically with the NAIC (as a regulator-only non-public document) by August 1? The response for 1st and 3rd quarters should be N/A. A NO response resulting with a bar code is only appropriate in the 2nd quarter. ....	N/A
--	-----

Explanation:

1. The Company has no Trusteed Surplus
2. The Company has no Medicare Part D Coverage business
3. The Reasonableness of Assumptions Certification required by Actuarial Guideline XXXV is not required to be filed for the Company
5. The Reasonableness of Assumptions Certification for Implied Guaranteed Rate Mehtod required by Actuarial Guideline XXXVI is not required to be filed for the Company
6. The Reasonableness and Consistency of Assumptions Certification required by Actuarial Guideline XXXVI (Updated Average Market Value) is not required to be filed for the Company

Bar Code:

1. Trusteed Surplus Statement [Document Identifier 490]	
2. Medicare Part D Coverage Supplement [Document Identifier 365]	
3. Reasonableness of Assumptions Certification required by Actuarial Guideline XXXV [Document Identifier 445]	
5. Reasonableness of Assumptions Certification for Implied Guaranteed Rate Method required by Actuarial Guideline XXXVI [Document Identifier 447]	
6. Reasonableness and Consistency of Assumptions Certification required by Actuarial Guideline XXXVI [Document Identifier 448]	

**OVERFLOW PAGE FOR WRITE-INS**

Additional Write-ins for Liabilities Line 25

	1 Current Statement Date	2 December 31 Prior Year
2504. Unpresented drafts pending escheatment .....	50,931,612	47,639,515
2505. Interest rate swap accrued income payable non-hedge RSAT .....	2,104,824	3,441,119
2506. Limited partnership-capital balance liability .....		410,985
2597. Summary of remaining write-ins for Line 25 from overflow page	53,036,436	51,491,619

Additional Write-ins for Summary of Operations Line 27

	1 Current Year To Date	2 Prior Year To Date	3 Prior Year Ended December 31
2704. Miscellaneous expenses .....	277,605	304,910	
2705. Interest expense on surplus notes .....	3,618,750	3,618,750	14,475,000
2706. Interest maintenance reserve adjustment related to reinsurance of in-force business .....	(4,275,690)	2,960,003	26,895,943
2797. Summary of remaining write-ins for Line 27 from overflow page	(379,335)	6,883,663	41,370,943

Fidelity & Guaranty Life Insurance Company (FGLIC)  
Funds Withheld Reinsurance Supplement  
Quarter ended March 31, 2025  
(Dollars in Millions)

	March 31, 2025		
	FGLIC, Gross of Funds Withheld Reinsurance	Funds Withheld Adjustment	FGLIC, Net of Funds Withheld Reinsurance
<b>ASSET MIX</b>			
<b>Non Affiliated</b>			
Corporate Bonds	21,100	13,530	7,570
US Gov't, Agencies, Municipals, Foreign Gov't	1,724	309	1,415
RMBS	2,492	1,465	1,027
CMBS	4,883	2,389	2,494
Other ABS (including CLOs)	13,349	5,833	7,516
Mortgage Loans and Real Estate	2,351	0	2,351
Schedule BA Assets	4,435	2,641	1,794
Unaffiliated Stocks	487	169	318
<b>Total Non Affiliated</b>	<b>50,821</b>	<b>26,336</b>	<b>24,485</b>
<b>Affiliated</b>			
Corporate Bonds	0	0	0
US Gov't, Agencies, Municipals, Foreign Gov't	0	0	0
RMBS	0	0	0
CMBS	0	0	0
Other ABS (including CLOs) Mortgages & Real Estate BA Assets	0	0	0
Mortgage Loans and Real Estate	0	0	0
Schedule BA Assets	37	0	37
Affiliated Stocks	4,086	0	4,086
<b>Total Affiliated</b>	<b>4,123</b>	<b>0</b>	<b>4,123</b>
<b>Other</b>			
Cash, Cash Equivalents, and Short-Term Investments	2,455	1,082	1,373
Derivatives	494	0	494
All Other	152	14	138
<b>Total Other</b>	<b>3,101</b>	<b>1,096</b>	<b>2,005</b>
<b>Total Cash and Invested Assets</b>	<b>58,045</b>	<b>27,432</b>	<b>30,613</b>

<b>CREDIT QUALITY</b>			
NAIC 1	28,426	13,506	14,920
NAIC 2	12,982	8,367	4,615
Investment Grade	41,408	21,873	19,535
NAIC 3	1,646	1,271	375
NAIC 4	443	332	111
NAIC 5	41	39	2
NAIC 6	10	10	0
Below Investment Grade	2,140	1,652	488
<b>Total Bonds</b>	<b>43,548</b>	<b>23,525</b>	<b>20,023</b>

<b>BONDS BY ASC 820 FAIR VALUE LEVEL</b>			
Level 1	104	44	60
Level 2	30,737	17,082	13,655
Level 3	10,552	5,244	5,308
<b>Total Bonds</b>	<b>41,393</b>	<b>22,370</b>	<b>19,023</b>

<b>INVESTMENT INCOME</b>			
Bonds & Equities	631	343	288
Mortgages & Real Estate	24	0	24
Schedule BA Assets	8	11	(3)
Other	(67)	12	(79)
Gross Investment Income	596	366	230
Investment Expenses	40	65	(25)
<b>Net Investment Income</b>	<b>556</b>	<b>301</b>	<b>255</b>

<b>CAPITAL GAINS (LOSSES)</b>			
<b>Realized</b>			
Bonds & Equities	(8)	(10)	2
Mortgages & Real Estate	0	0	0
Schedule BA Assets	85	82	3
Other	(2)	(2)	0
<b>Total Realized Gains (Losses)</b>	<b>75</b>	<b>70</b>	<b>5</b>
<b>Unrealized</b>			
Bonds & Equities	43	(11)	54
Mortgages & Real Estate	0	0	0
Schedule BA Assets	(64)	(72)	8
Other	5	0	5
<b>Total Unrealized Gains (Losses)</b>	<b>(16)</b>	<b>(83)</b>	<b>67</b>
<b>Total Capital Gains (Losses)</b>	<b>59</b>	<b>(13)</b>	<b>72</b>
Change in Unrealized Foreign Exchange Capital Gain (Loss)	7	7	0
Total Capital Gains and Losses (Net of Unrealized FX Capital Gain/Loss)	66	(6)	72