






ASHFORD HOSPITALITY TRUST

Company Presentation - September 2015

Safe Harbor

In keeping with the SEC's "Safe Harbor" guidelines, certain statements made during this presentation could be considered forward-looking and subject to certain risks and uncertainties that could cause results to differ materially from those projected. When we use the words "will likely result," "may," "anticipate," "estimate," "should," "expect," "believe," "intend," or similar expressions, we intend to identify forward-looking statements. Such forward-looking statements include, but are not limited to, our business and investment strategy, our understanding of our competition, current market trends and opportunities, projected operating results, and projected capital expenditures.

These forward-looking statements are subject to known and unknown risks and uncertainties, which could cause actual results to differ materially from those anticipated including, without limitation: general volatility of the capital markets and the market price of our common stock; changes in our business or investment strategy; availability, terms and deployment of capital; availability of qualified personnel; changes in our industry and the market in which we operate, interest rates or the general economy, and the degree and nature of our competition. These and other risk factors are more fully discussed in the Company's filings with the Securities and Exchange Commission. Historical results are not indicative of future performance.

EBITDA is defined as net income before interest, taxes, depreciation and amortization. EBITDA yield is defined as trailing twelve month EBITDA divided by the purchase price. A capitalization rate is determined by dividing the property's net operating income by the purchase price. Net operating income is the property's funds from operations minus a capital expense reserve of either 4% or 5% of gross revenues. Hotel EBITDA flow-through is the change in Hotel EBITDA divided by the change in total revenues. EBITDA, FFO, AFFO, CAD and other terms are non-GAAP measures, reconciliations of which have been provided in prior earnings releases and filings with the SEC.

This overview is for informational purposes only and is not an offer to sell, or a solicitation of an offer to buy or sell, any securities of Ashford Hospitality Trust, Inc. or any of its respective affiliates, and may not be relied upon in connection with the purchase or sale of any such security.








Compelling Opportunity















Opportunistic Strategy

- **Predominantly focused on opportunities to invest in upper upscale, full-service hotels in all market locations with the following characteristics:**
  - **Accretive, value-add opportunities**
  - **Strong yields and outsized growth prospects**
  - **Markets with favorable supply/demand dynamics**
  - **Ability to install Remington as property manager to drive improved operating performance**

- **Highly-aligned management team with proven track record of long-term value creation**

- **Leveraged way to invest in hotel cycle**

- **Industry leading dividend yield**








Compelling Opportunity

- Attractive industry fundamentals with demand growth exceeding supply growth
- Several attractive acquisitions completed year-to-date
- Announced planned sale of 23 select-service hotels
- Affiliated property manager results in strong operating results and flow-throughs
- Upcoming refinancings with potential for significant excess proceeds
- Net working capital of $558 million at 6/30/15
- Very competitive dividend yield as compared with peers
- Proactively engaging with the investment community and responsive to shareholders








Recent Announcements

- **In June, the Company announced the planned sale of 23 select-service hotels with a total of 4,308 keys, $44.0 million in TTM NOI, and encumbered by approximately $190 million of fixed rate debt and $187 million of maturing or floating rate debt.**
- **Other strategic initiatives announced include:**
  - **The Company is not planning nor does it expect any future platform spinoffs**
  - **Continue to target cash and cash equivalents equal to 25%-35% of total equity market capitalization**
  - **Continue to target net debt to gross assets of 55%–60%**








Strong Track Record & Performance















Demonstrated Long-Term Track Record

- **Disciplined growth, operational expertise, and capital allocation to maximize shareholder returns**

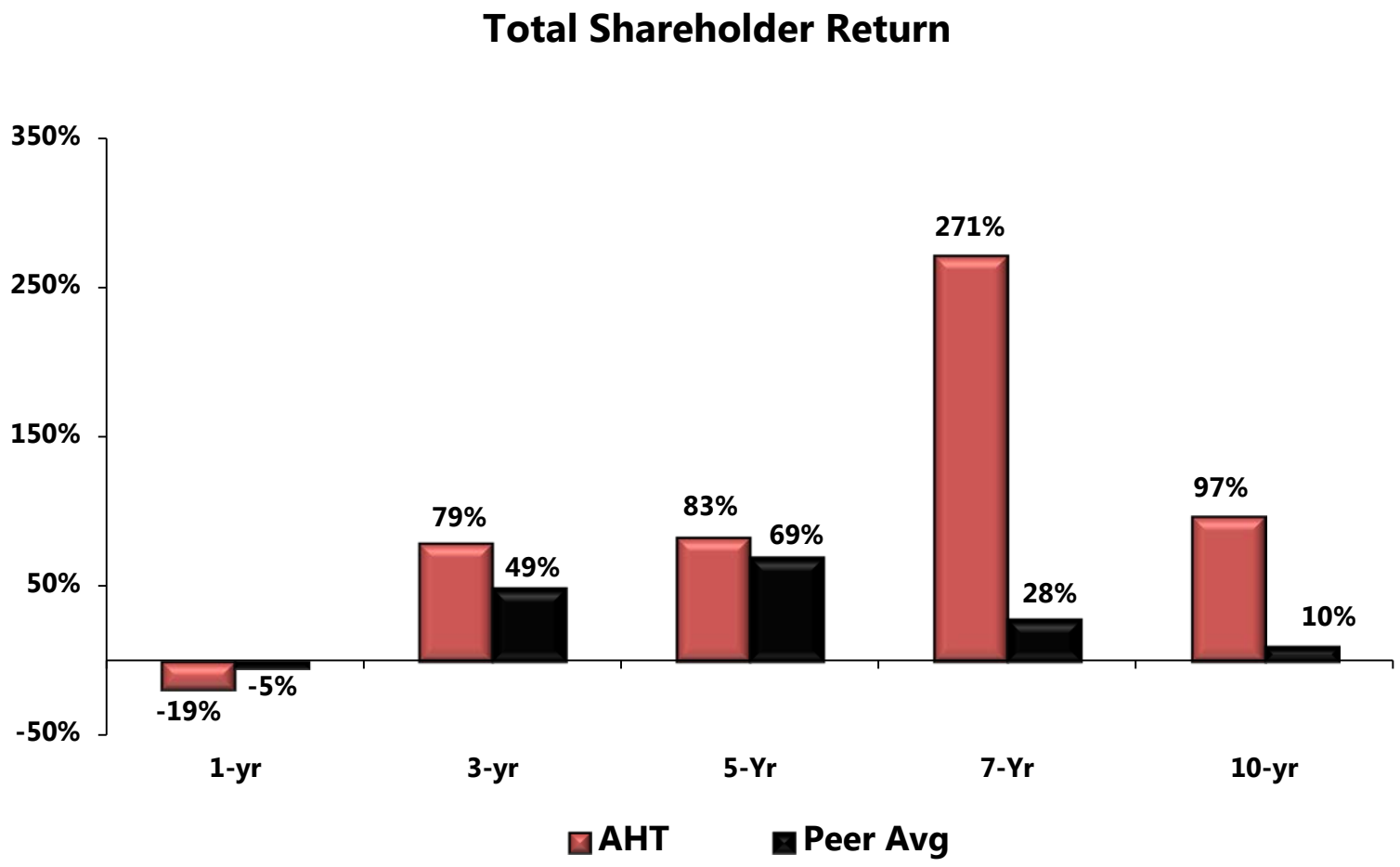








ASHFORD HOSPITALITY TRUST

Peer average includes: CHSP, DRH, FCH, HST, HT, LHO, SHO, RLJ, INN, CLDT
Trailing Total Shareholder Returns as of 9/8/15
Source: Bloomberg

Highly-Aligned Management

- **With insider ownership* of approximately 16% for AHT, management is highly-aligned with shareholder interests**

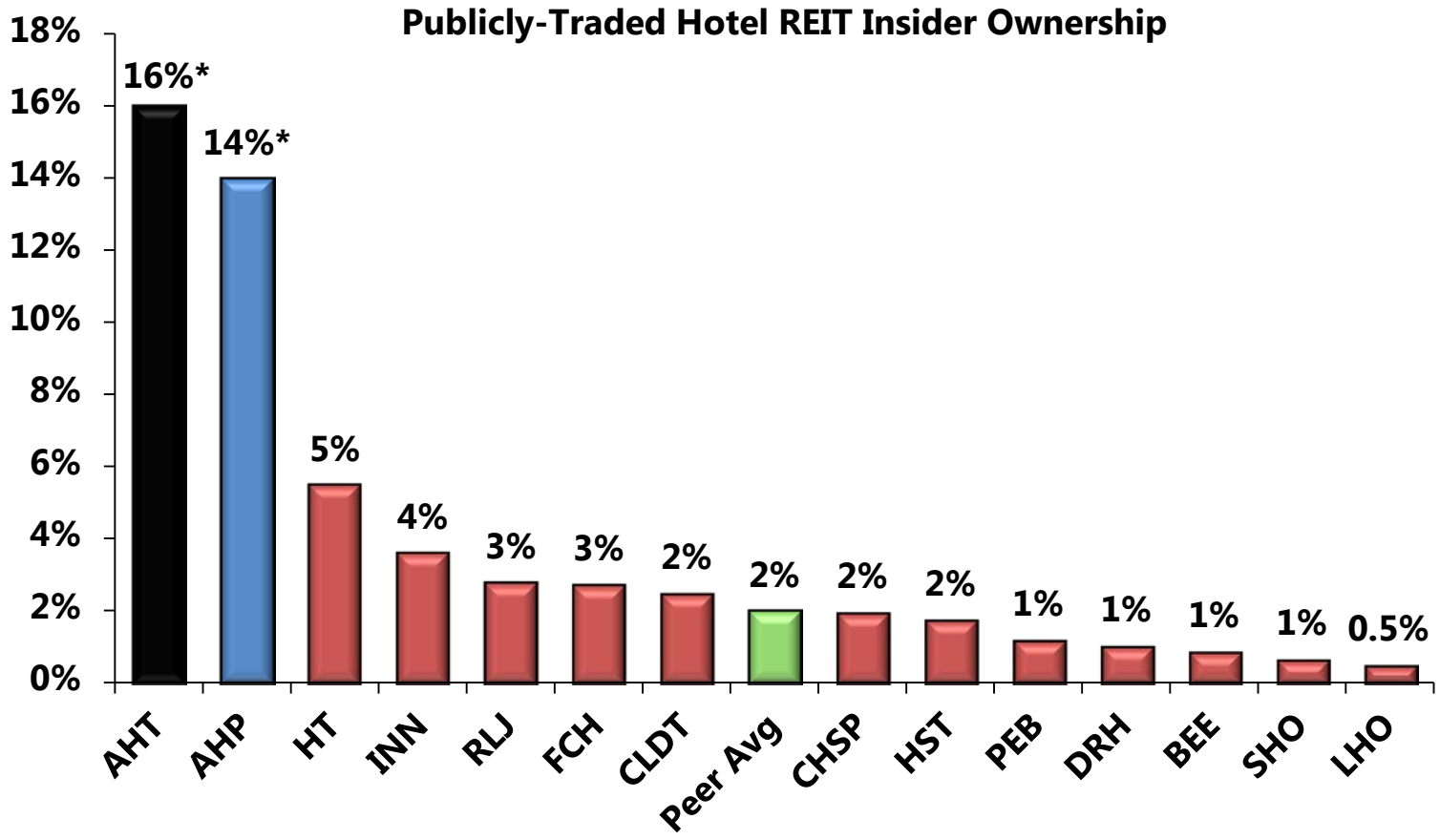



ASHFORD HOSPITALITY TRUST

Public Lodging REITs include: BEE, CHSP, CLDT, DRH, FCH, HST, HT, INN, LHO, PEB, RLJ, SHO
Source: Company filings.
* Insider ownership for Ashford entities includes direct & indirect interests & interests of related parties

Attractive Dividend Yield & Coverage

- **Ashford has both a high dividend yield and strong dividend coverage.**

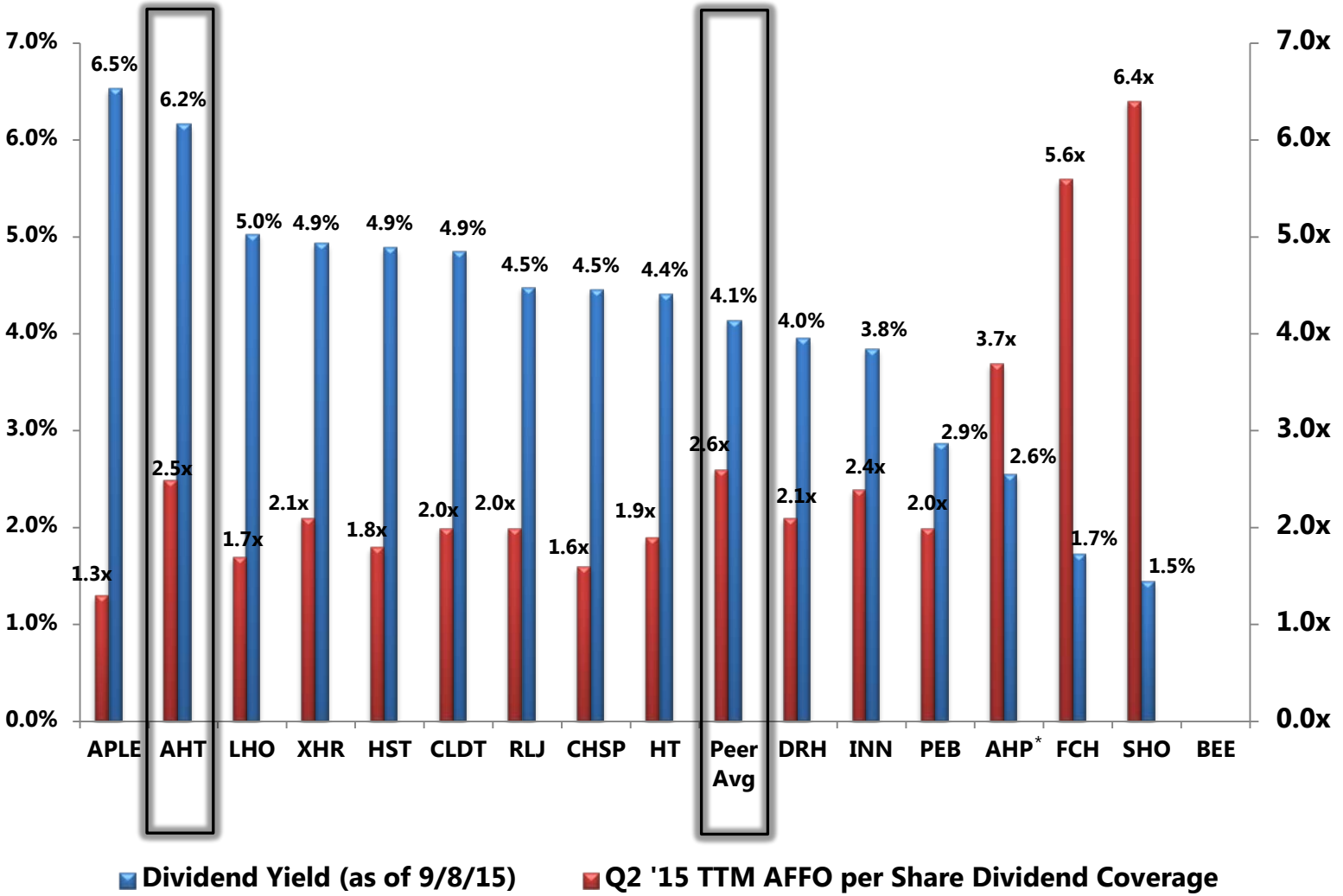



*Adjusted for recent dividend increase to $0.10 per share per quarter

Source: Company filings, First Call & Bloomberg

Strong RevPAR Growth

- **Ashford Trust has delivered strong RevPAR growth versus its peers**
- **Seeing benefit from recent revenue initiatives**

FY 2014 RevPAR Growth

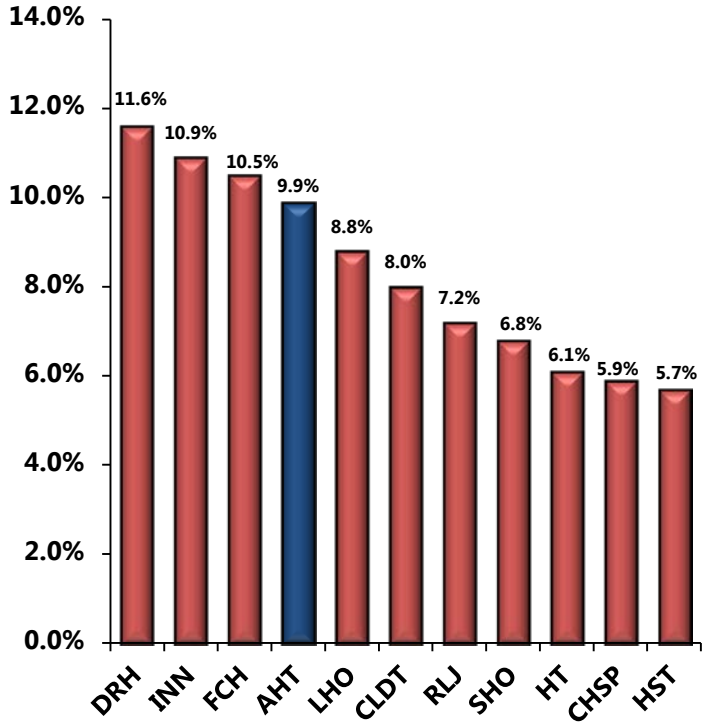

YTD Q2 2015 RevPAR Growth

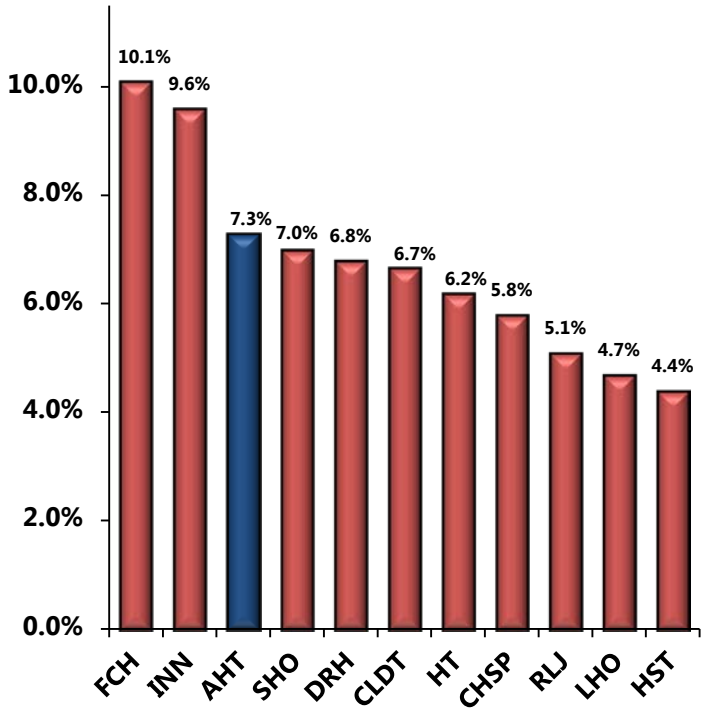








ASHFORD HOSPITALITY TRUST

Source: Company filings.

Attractive Relative Valuation vs. Peers

- **Ashford Trust is trading at an attractive valuation relative to its peers**
- **Taking steps to simplify strategy**
- **Selling lower RevPAR select-service assets**

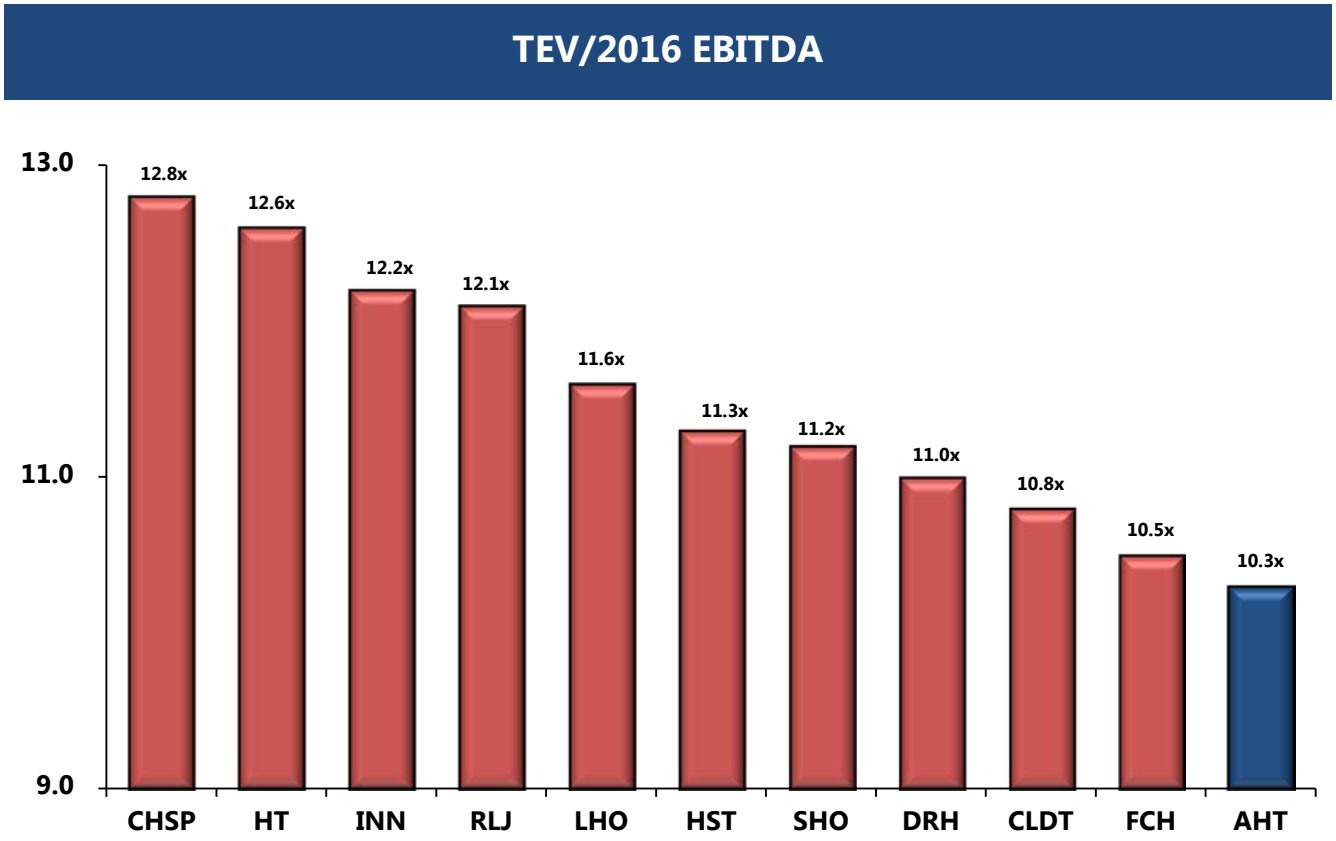








Source: Corporate filings and consensus estimates
*As of 9/8/2015

Portfolio

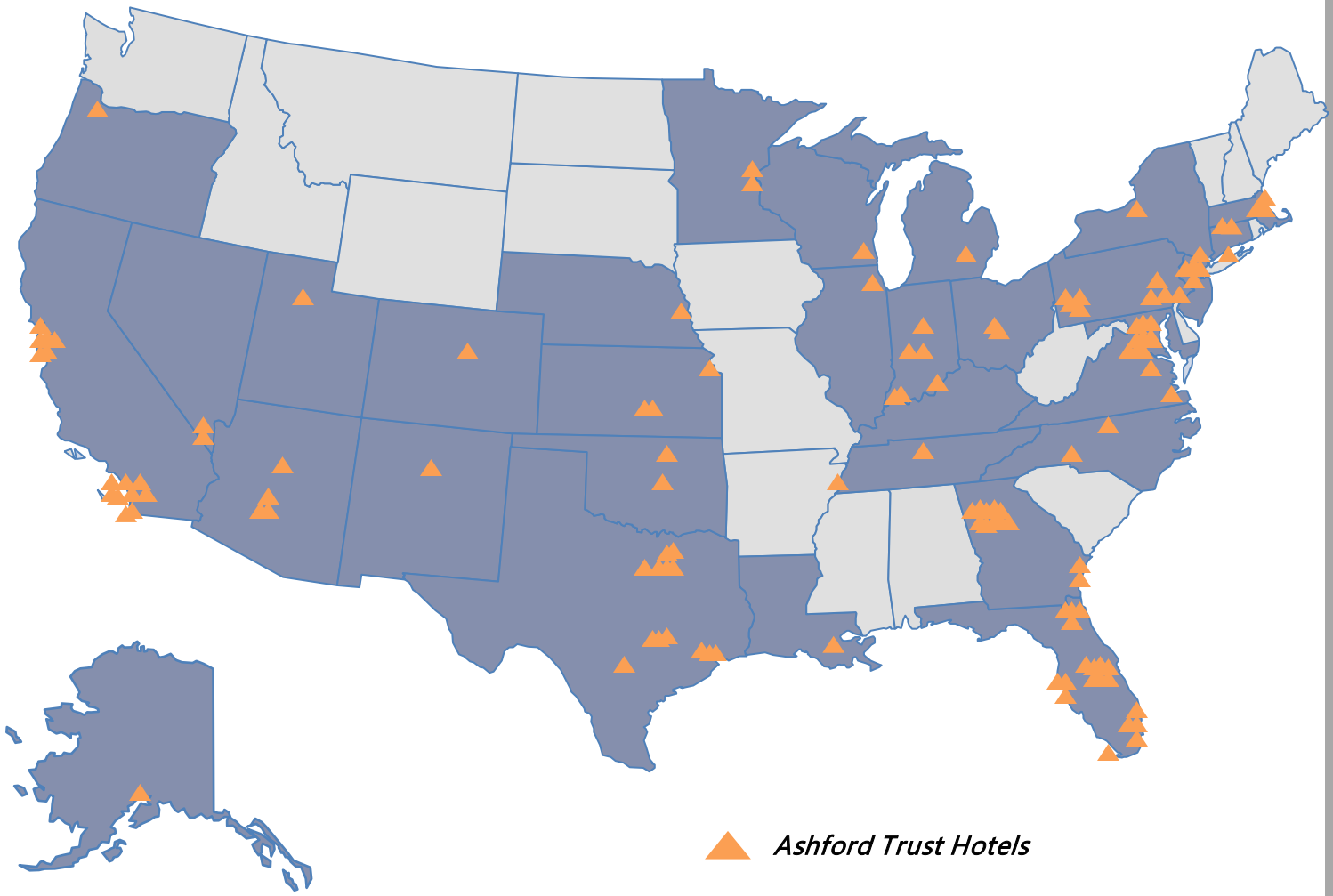













Portfolio Overview

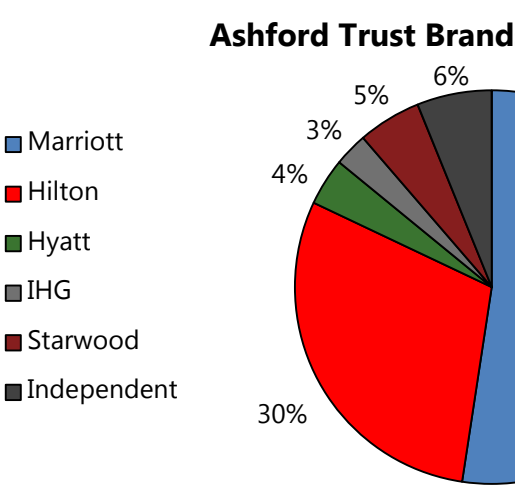

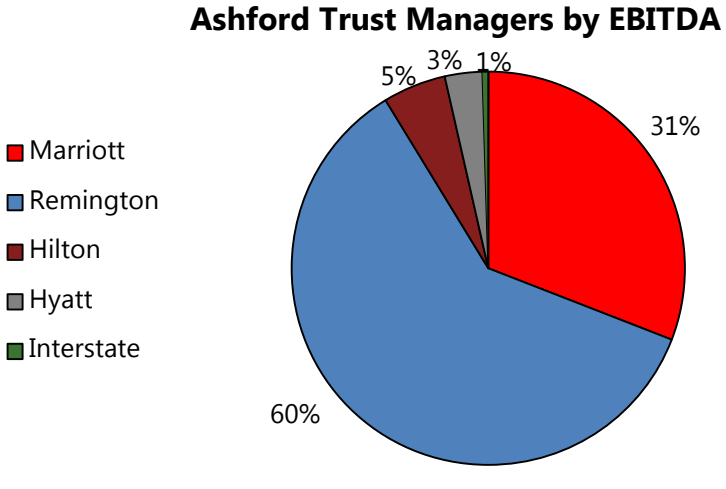

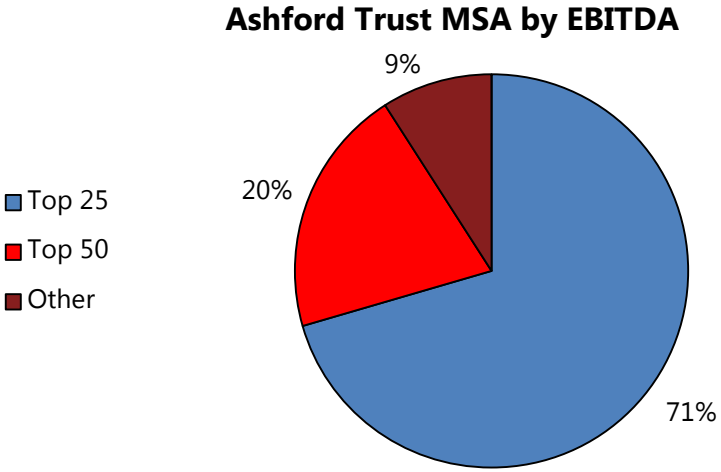

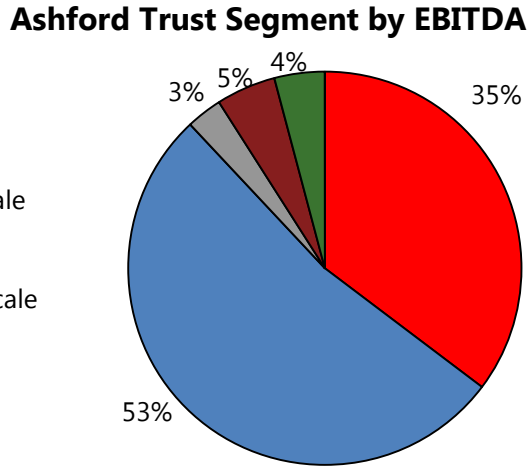



ASHFORD HOSPITALITY TRUST

*FY 2014 Hotel EBITDA for 129 hotels owned as of September 8, 2015

Capital Structure

Balance Sheet Initiatives

- **Target Net Debt/Gross Assets of 55-60%**
- **Maintain mix of fixed and floating rate debt – currently 35.4% fixed to 64.6 floating***
- **Ladder maturities**
- **Proactively refinance upcoming maturities**
- **All debt is property-level and non-recourse**

Debt Maturities

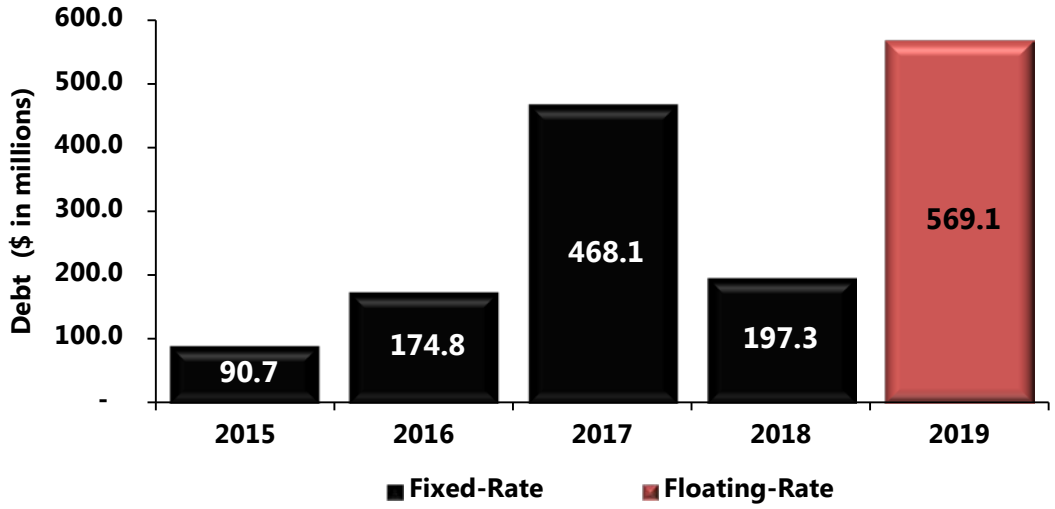








*As of 6/30/15

Significant Liquidity

- **Maintain excess cash balance to capitalize on opportunities and hedge risk – target cash and cash equivalents of 25-35% of equity market capitalization**
- **YTD Q2 2015 raised over $300 million in excess proceeds from refinancings**
- **Significant additional value through net working capital balance – equates to approximately $4.63 per share as of 6/30/2015**

Net Working Capital (1) (2)

	$ in millions
Cash and cash equivalents[3]	$340.4
Restricted cash	149.7
Accounts receivable, net	56.0
Prepaid expenses	17.7
Due from affiliates, net	(8.3)
Due from 3rd party hotel managers, net	35.4
Market value of Ashford Inc. investment	52.2
Market value of Ashford Prime investment	74.8
Total current assets	**$717.8**
Accounts payable, net & accrued expenses	$136.6
Dividends payable	23.4
Total current liabilities	**$160.0**
Net working capital	**$557.8**

Enterprise Value

	$ in millions except per share data
Stock Price (as of 9/8/15)	$7.78
Fully diluted shares outstanding (mm) (2)	120.4
Equity value	**$936.5**
Preferred equity (Par value) (2)	393.9
Debt (1) (2)	3,645.5
Total Market Capitalization	**$4,975.9**
Less: Net working capital (1) (2)	(557.8)
Total Enterprise Value	**$4,418.1**



(1) Ashford Trust's pro rata share
(2) As of 6/30/15
(3) Includes investment in AIM REHE LP

Attractive Industry Fundamentals















PKF RevPAR Growth Forecasts

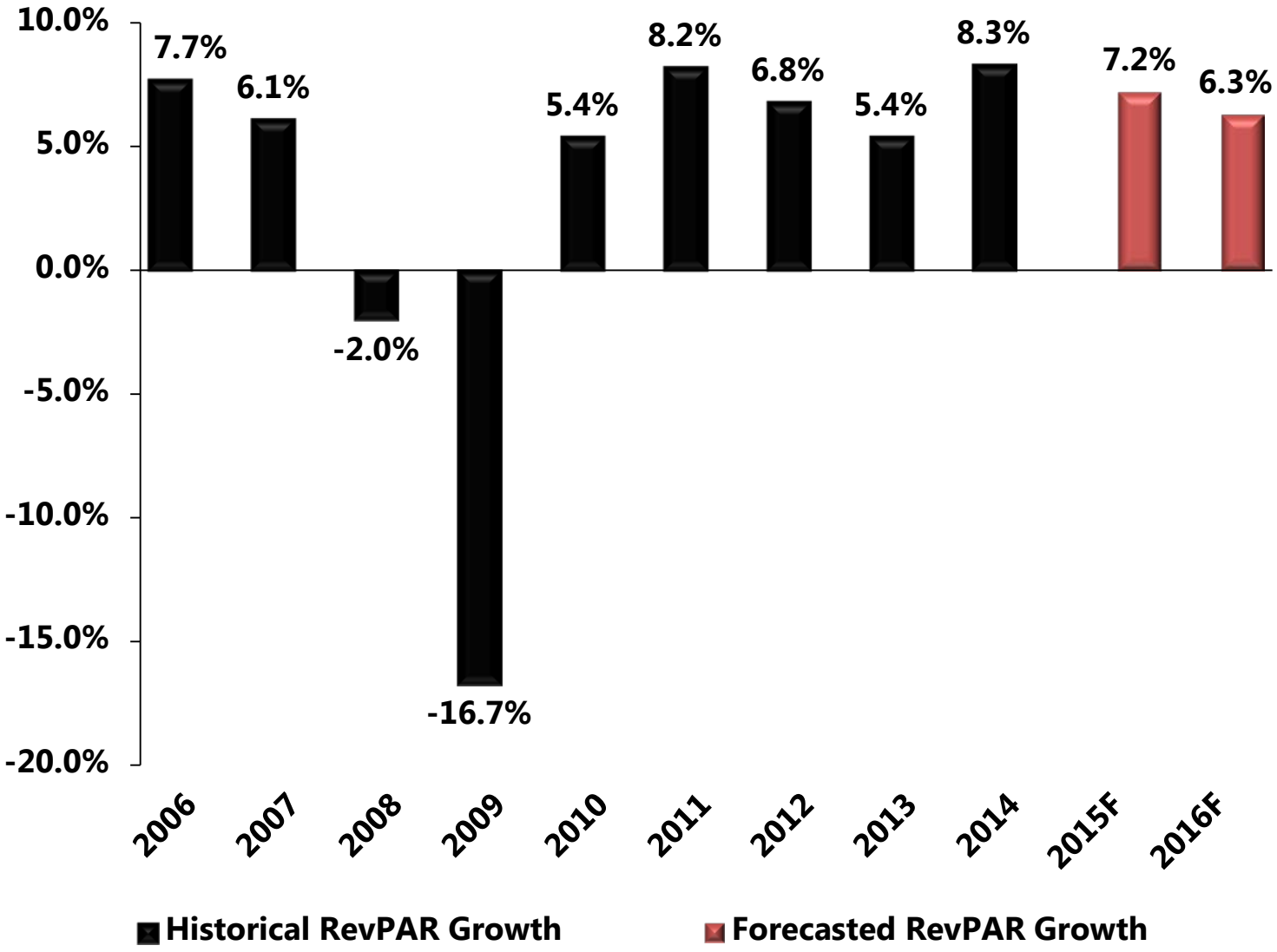













ASHFORD HOSPITALITY TRUST

Source: PKF

Potential Industry EBITDA Growth Rates

- **With strong potential RevPAR gains, those companies with reasonable flow-throughs could experience significant EBITDA growth**
- **PKF estimates 2-year cumulative EBITDA growth of about 29%***

CUMULATIVE 2-YEAR EBITDA GROWTH

2-YEAR EBITDA FLOW %	COMPOUNDED 2-YEAR REVPAR GROWTH RATE				
	6.0%	**6.50%**	**7.0%**	**7.50%**	**8.0%**
20.0%	9.9%	10.7%	11.6%	12.5%	13.3%
25.0%	12.4%	13.4%	14.5%	15.6%	16.6%
30.0%	14.8%	16.1%	17.4%	18.7%	20.0%
35.0%	17.3%	18.8%	20.3%	21.8%	23.3%
40.0%	**19.8%**	**21.5%**	**23.2%**	**24.9%**	**26.6%**
45.0%	**22.2%**	**24.2%**	**26.1%**	**28.0%**	**30.0%**
50.0%	**24.7%**	**26.8%**	**29.0%**	**31.1%**	**33.3%**
55.0%	**27.2%**	**29.5%**	**31.9%**	**34.2%**	**36.6%**
60.0%	29.7%	32.2%	34.8%	37.4%	39.9%
65.0%	32.1%	34.9%	37.7%	40.5%	43.3%
70.0%	34.6%	37.6%	40.6%	43.6%	46.6%

*Based on PKF RevPAR/ADR/Occupancy projections and EBITDA growth resulting from PKF EBITDA change regression equation.



Historical Industry Stock Returns

- **Historically, attractive returns remain for investors from this point in the lodging cycle**

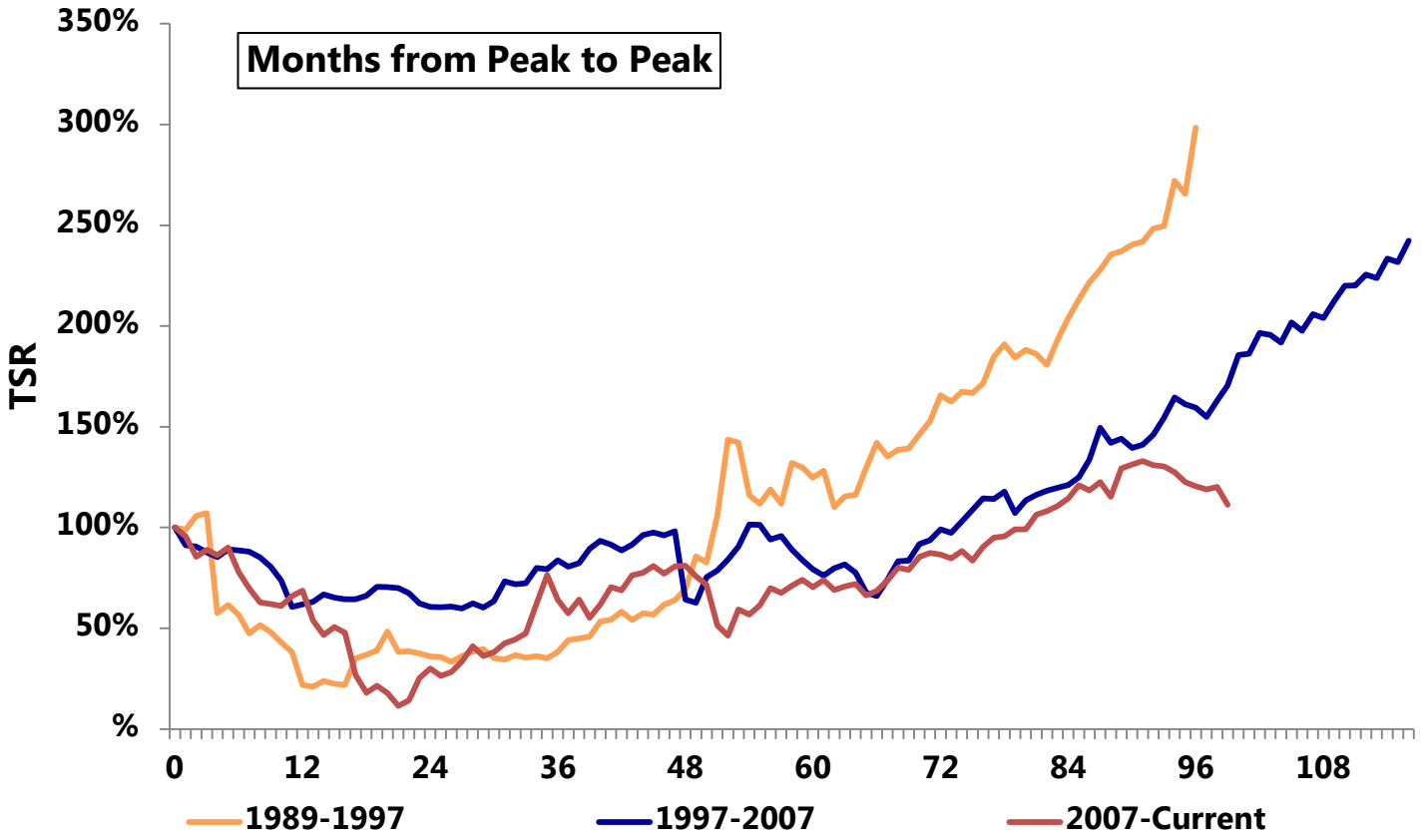

Index includes AHT, BEE, DRH, FCH, HST, HT, LHO, and SHO. Companies are included in the data from the time of their IPO. Current data as of August 31, 2015.



Acquisition Update















Recent Developments








➢ YTD Announced / Closed Transactions:

	Total Value	Fwd Cap Rate
JV Share of Highland	$490.3 million	7.4%
Hampton Inn & Suites Gainesville	$25.3 million	9.1%
Le Pavillon, New Orleans	$62.5 million	7.8%
9 Hotel Portfolio	$224 million	7.5%
W Atlanta Downtown	$56.8 million	7.2%
Le Meridien & W Minneapolis	$101 million	7.0%
Lakeway Resort & Spa	$33.5 million	8.7%
Marriott Memphis	$43.5 million	8.6%
Total / Weighted Average	**$1,036.9 million**	**7.5%**

Marriott Fremont Transaction





Property Information:

- Location: Fremont, CA
- Rooms: 357
- Year Built: 1999
- 15,000 sf of meeting space
- Fee simple
- Segmentation: 77% transient; 23% group

Acquisition Overview:

- Purchase Price: $50.0 million ($140,000 per key)
- RevPAR of $128*
- Purchased for 45% discount to replacement cost
- Estimated forward 12-month NOI cap rate of 8.1%
- Expected forward 12-month EBITDA multiple of 10.0x
- Ability to perform on an accelerated timetable gave us competitive advantage

Strengths/Performance:

- Closed on acquisition in August 2014
- Excellent location in strong Silicon Valley hotel market with a diversified customer base
- High quality asset with minimal capex needs – recently renovated guestrooms, meeting space and Greatroom-certified lobby
- YTD through April, Revenues increased by 22% over prior year period
- YTD through April, EBITDA increased $1.1 million or 78% over prior year period with 95% EBITDA flow through
- Actual TTM EBITDA multiple of 7.8x as compared to 10.0x forward EBITDA multiple announced at closing



ASHFORD HOSPITALITY TRUST

*TTM through 6/30/15

Le Pavillon Transaction





Property Information:

- Location: New Orleans, LA
- Rooms: 226 (7 suites)
- Year Built: 1907
- 7,848 sf of meeting space
- Fee simple
- Segmentation: 85% transient; 15% group

Acquisition Overview:

- Purchase Price: $62.5 million
- Purchase Price/Key: $277,000
- RevPAR of $131*
- Estimated forward 12-month NOI cap rate of 7.8%**
- Estimated forward 12-month EBITDA multiple of 11.4x**

Strengths/Opportunities:

- Excellent location in heart of New Orleans adjacent to historic French Quarter and other major demand generators
- New Orleans has a vibrant and growing economy and continues to be one of the top-performing lodging markets in the county
- Hotel was named to "Gold List" by Conde Nast
- Installed Remington as property manager at closing to drive better operational performance













ASHFORD HOSPITALITY TRUST

*TTM through 6/30/15
** Net of $4 million of key money from Ashford Inc.

Responsive to Shareholders

- **Recent announcement of planned sale of select-service hotels**
- **Strategy refinements**
- **Recent corporate governance enhancements:**
  - **Amendment to bylaws providing for a majority voting standard in the election of directors in uncontested elections**
  - **Amendment to bylaws to permit shareholders to amend the bylaws**
  - **Amendment to bylaws to reduce threshold to call a special meeting of shareholders from 50% to 35% of outstanding common stock**
  - **Implemented policy requiring director resignation in the event a director does not receive a majority of votes cast at election**
- **The board of directors continues to review additional enhancements to the Company's corporate governance policies to more firmly align the Company with the interests of its shareholders**















ASHFORD HOSPITALITY TRUST

Company Presentation - September 2015